

National Weekly Wool Market Report

Season: 2019/2020

Sale Date: 02 October 2019



CAPE WOOLS SA

Tel: 27-41-4844301
 Fax: 27-41-4846792
 E-mail: stats@capewools.co.za
 Website: www.capewools.co.za

SA Merino Indicator				Buyers			
Indicator Unit	Current Sale	Last Sale	Change	Company	Bales Purchased This Week	% of Purchases	Total Bales Purchased This Season
# SA c/kg	16760	17231	-2.7%	Lempriere SA	2584	32.2%	6765
Ave. to date (19/20)	16280	16120	1.0%	G Modiano SA	1944	24.2%	8860
Ave. to date (18/19)	24340			Standard Wool SA	1390	17.3%	7194
US c/kg	1095	1148	-4.6%	Stucken & Co	614	7.6%	3422
Euro c/kg	1002	1049	-4.5%	Tianyu SA	384	4.8%	2677
AWEX EMI	1558	1609	-3.2%	New England Wool SA	85	1.1%	977
				Segard Masurel SA	35	0.4%	1168

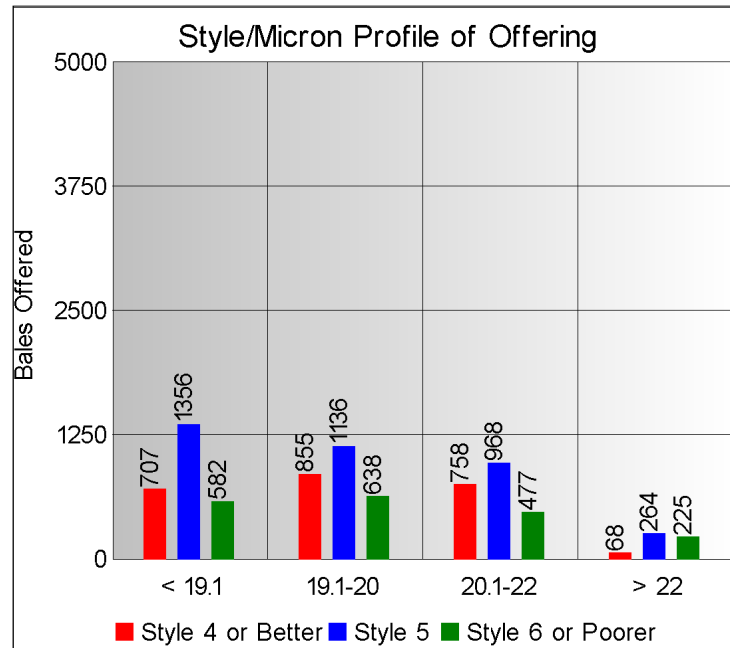
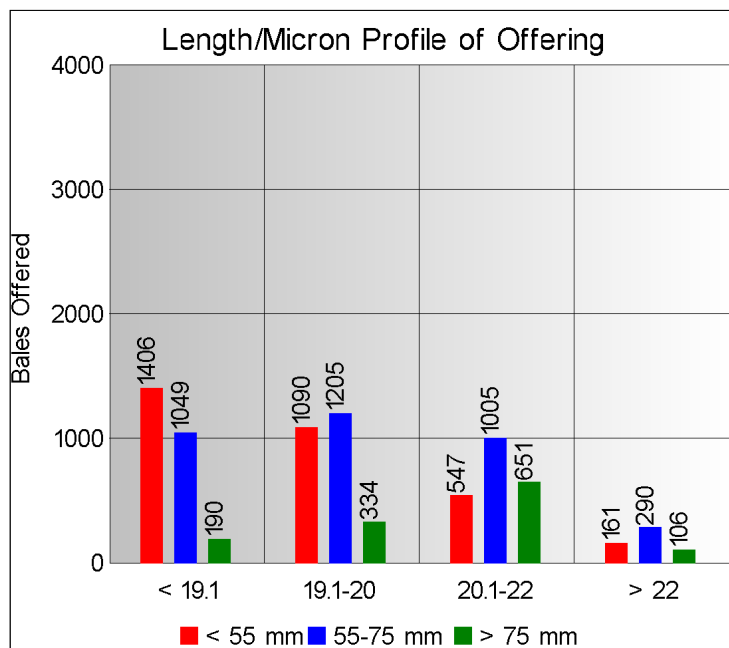
Exchange Rates			
Currency Unit	This Week	Previous Week	% Change
R/USD	15.3062	15.0133	-2.0%
R/Euro	16.7227	16.4261	-1.8%
R/AUD	10.2375	10.1471	-0.9%
USD/AUD	0.6687	0.6755	1.0%

Analysis of Offerings by Broker This Week (Bales)

Broker	Merino Fleeces	Merino Bellies	Merino Lambs	Merino Backs	Merino Locks	* Other	Total	% Sold
BKB	3253	615	518	0	448	705	5539	84.5%
CMW	938	161	190	62	100	217	1668	93.2%
HOF	218	6	9	0	5	25	263	97.3%
JLW	0	0	0	0	0	0	0	
MAS	0	0	0	0	0	0	0	
QWB	0	0	0	0	0	0	0	
VLW	327	47	68	0	46	76	564	96.5%
Total	4736	829	785	62	599	1023	8034	87.6%

SA Merino Indicator includes Merino types comparable to international indicators.
 ## Cape Wools All Wool Indicator, includes all white wool sold at auction.

* crossbred, coarse and coloured, inferior



* Seasonal Receipts Declared

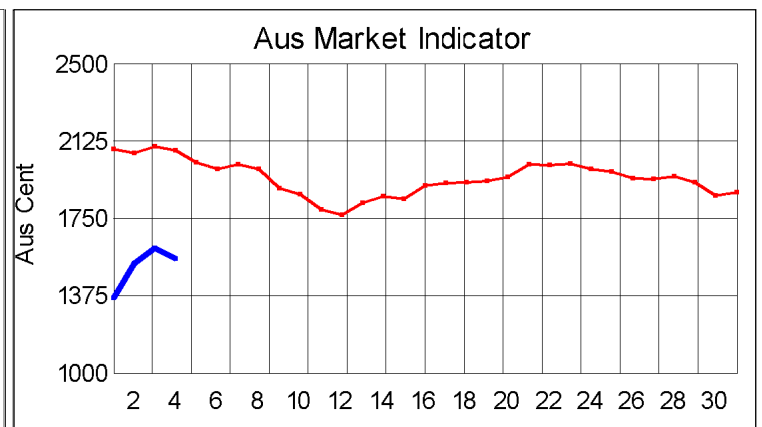
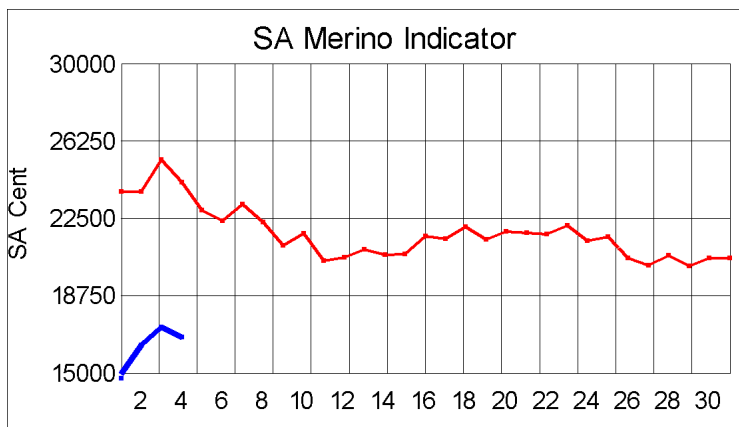
2019/20 Declared Receipts : 08 September 2019

8,083,131.6

2019/20 Declared Receipts : 28 September 2019

10,957,830.4

Percentage Change (Year-on-Year) : 1.27



Current Season — Previous Season —

Average Fleece Wool Prices (c/kg. clean)
Spinners and Good Topmaking Styles (AWEX Types MF4 and MF5)

Micron	100+mm	90mm	80mm	70mm	60mm	50mm	40mm	30mm	20mm	10mm
18.0			19092	18853	17927	16930	16956			
18.5			19241	18263	17529	16590	15338			
19.0			18491	18449	17585	16379	14935			
19.5			18340	17765	16695	15832	13690			
20.0			18173	17279	16361	15264	13426			
20.5			17627	17064	16586	15436	13718			
21.0			17454	16921	16097	14812				
21.5			17105	17106	16308	14268				
22.0			17102	16617						
22.5					15770					
23.0										
23.5										
24.0										

* Based on a minimum of 3 lots sold per category

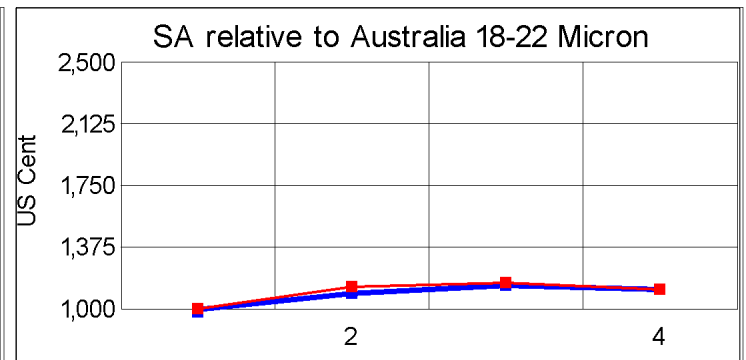
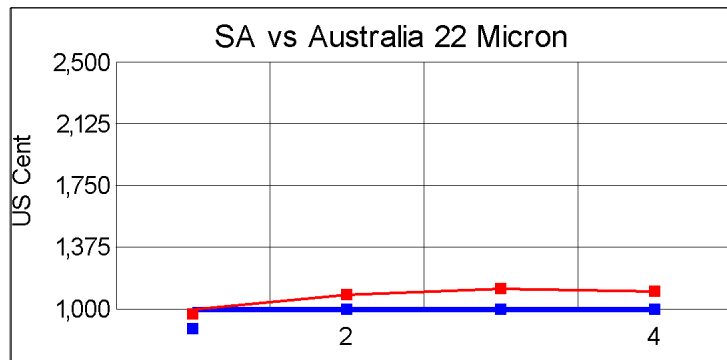
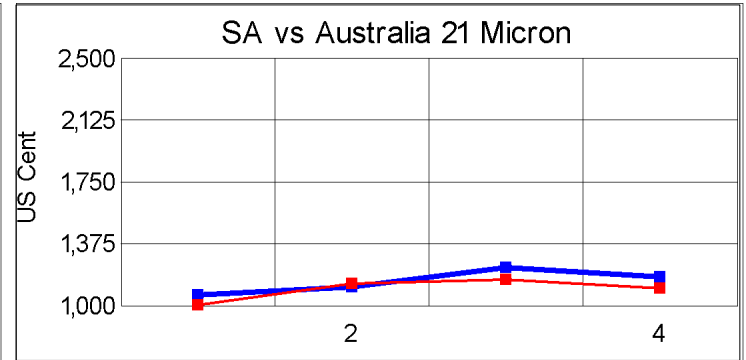
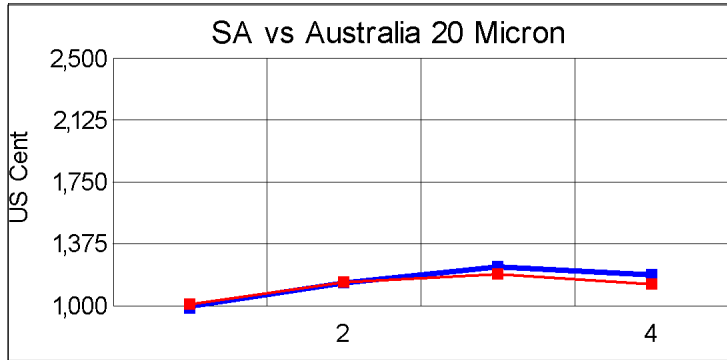
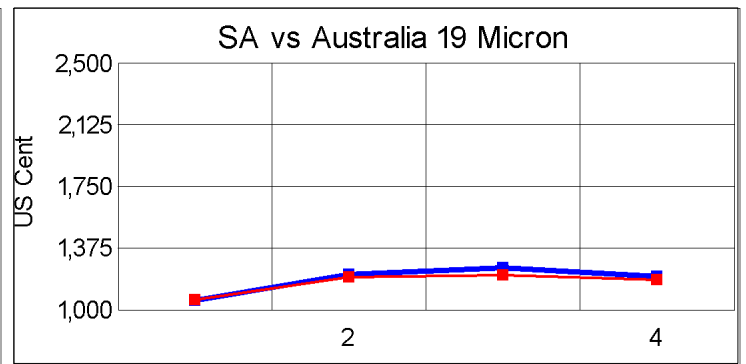
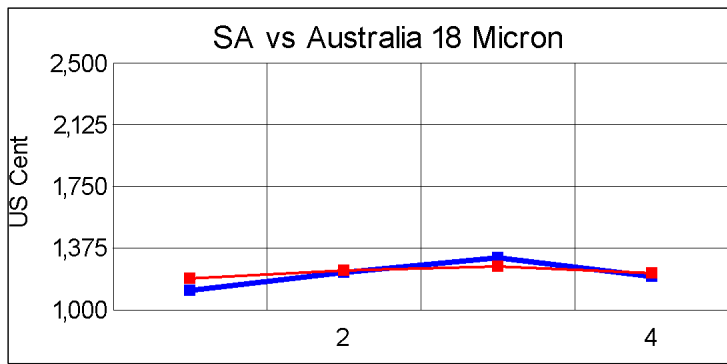
Average Topmaking Styles (AWEX MF6)

Micron	100+mm	90mm	80mm	70mm	60mm	50mm	40mm	30mm	20mm	10mm
18.0							16657			
18.5						14802			8797	
19.0										
19.5										
20.0				16508						
20.5					15927					
21.0										
21.5										
22.0										
22.5										
23.0										
23.5										
24.0										

* Based on a minimum of 3 lots sold per category

Other Selected Types/Qualities

	Long			Medium		
	19μ	20μ	21μ	19μ	20μ	21μ
Good Quality						
Lambswool	17786	16930	16180	13910	12904	11484
Bellies		15846		14730	13494	13790
Locks				13245	11561	9902
Average Quality						
Lambswool	17318		16882	13075	13814	
Bellies	15592	15737	14751	12814	12483	11978
Locks				9546	8223	9264
Inferior Quality						
Fleecewool	16714	15922	15186	16092		
Lambswool		15851		14827		
Bellies	15308	13889		13703	12645	12411
Locks				7461	6217	



— SA in USc
— Aus in USc

— SA in USc
— Aus in USc

Market Commentary

Cape Wools Weekly Market Report - 02 October 2019

Port Elizabeth - The 4th sale of the 2019/20 wool season took place today with 8 034 bales on offer of which 87,7% was sold. The wool market closed 2,7% (471 points) down at a value of R167,60 c/kg (Clean), with the Cape Wools All Wool Indicator closing 3,1% lower. The Australian EMI moved 3,2% down this week.

This week saw the Rand at 2,0% weaker against the US Dollar and 1,8% weaker against the Euro, compared with the average rate at the previous sale. The market weakened by 4,6% in US Dollar terms. The fourth catalogue saw a relatively smaller volume on offer with the sale being concluded in one day. The market followed the downward trend in the Australian market but was assisted by the weaker SA currency, closing down 2,7% on the day. Although the Chinese National Holiday hampered buyer participation on the auction floor, RWS certified wools attracted competition from the buyers.

The offering consisted of good quality length and micron wools, with limited short wools on offer. The stronger short portion of the clip experienced much more price pressure today. The major buyers on today's sale were: Lempriere SA (2 591), Modiano SA (1 944), Standard Wool SA (1 390), and Stucken & Co (614).

The average clean prices for the selection within the different micron categories for good top-making (MF5), long fleeces were as follows: 18,0 microns decreased 1,4% to close at R187,61/kg; 18,5 microns moved 1,4% down to close at R183,41/kg; 19 microns lost 0,5% to close at R181,47/kg; 19,5 microns weakened by 2,5% to close at R178,34/kg; 20 microns was 3,1% weaker to close at R173,45/kg; 20,5 microns lost 2,8% to close at R171,10/kg; 21,0 microns lost 2,6% to close at R169,37/kg; 21,5 microns tumbled by 1,1% to close at R169,68/kg; 22 microns fell 0,1% to close at 168,44/kg and 22,5 microns declined by 1,5% to close at R169,75/kg.

The next sale is scheduled for 10 October 2019 where approximately ± 15 606 bales will be on sale.

*The detailed Seasonal Receipts Declared Report can be viewed at www.capewools.co.za