

National Weekly Wool Market Report

Season: 2019/2020

Sale Date: 25 26 September 2019



CAPE WOOLS SA

Tel: 27-41-4844301
 Fax: 27-41-4846792
 E-mail: stats@capewools.co.za
 Website: www.capewools.co.za

SA Merino Indicator				Buyers			
Indicator Unit	Current Sale	Last Sale	Change	Company	Bales Purchased This Week	% of Purchases	Total Bales Purchased This Season
# SA c/kg	17231	16360	5.3%	G Modiano SA	4185	36.7%	7203
Ave. to date (19/20)	16120	15565	3.6%	Standard Wool SA	2193	19.3%	6004
Ave. to date (18/19)	24340			Lempriere SA	1731	15.2%	4268
US c/kg	1148	1119	2.6%	Stucken & Co	1371	12.0%	2862
Euro c/kg	1049	1018	3.1%	Tianyu SA	689	6.1%	2017
AWEX EMI	1609	1535	4.8%	Segard Masurel SA	297	2.6%	1148
				New England Wool SA	109	1.0%	893

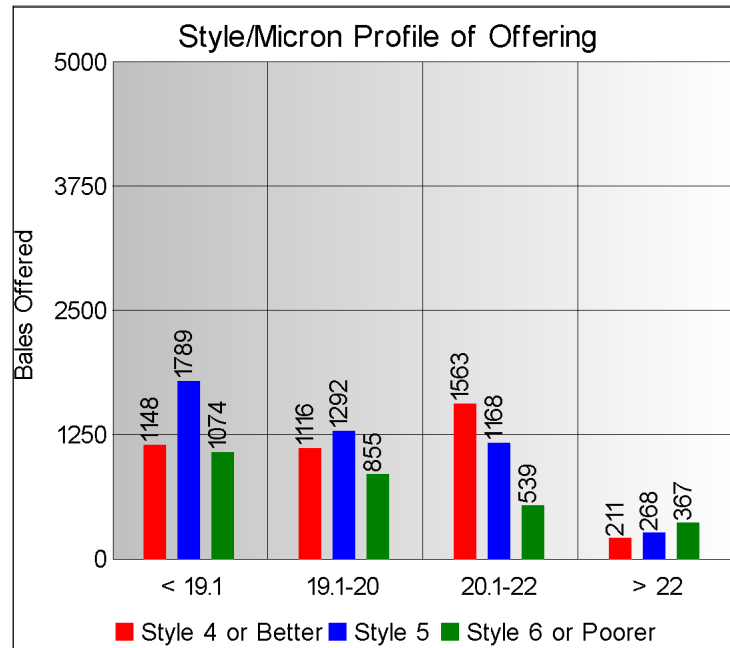
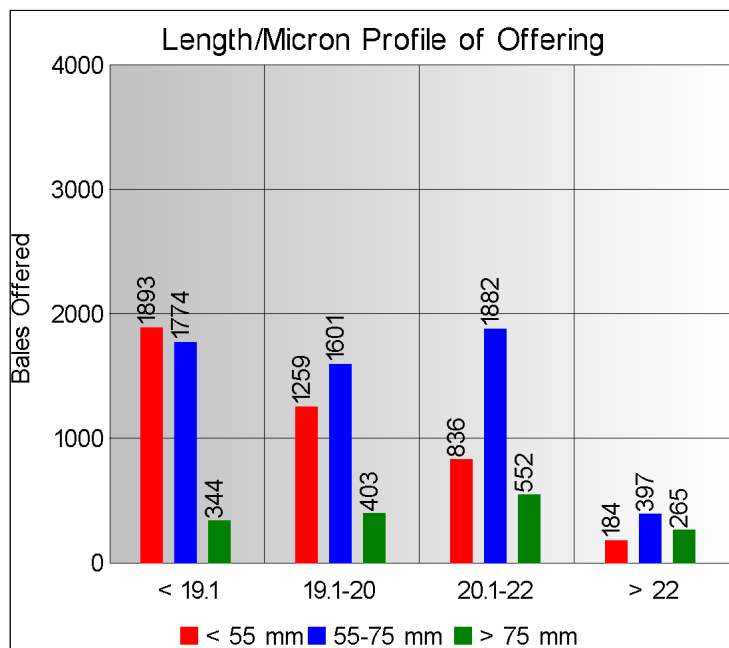
Exchange Rates			
Currency Unit	This Week	Previous Week	% Change
R/USD	15.0133	14.6191	-2.7%
R/Euro	16.4261	16.0712	-2.2%
R/AUD	10.1471	10.0523	-0.9%
USD/AUD	0.6755	0.6875	1.7%

Analysis of Offerings by Broker This Week (Bales)

Broker	Merino Fleeces	Merino Bellies	Merino Lambs	Merino Backs	Merino Locks	* Other	Total	% Sold
BKB	3427	592	624	0	571	760	5974	93.0%
CMW	1527	160	380	117	181	347	2712	92.5%
HOF	53	4	0	0	2	7	66	34.9%
JLW	354	36	90	0	30	60	570	94.2%
MAS	372	51	52	0	47	76	598	98.8%
QWB	706	79	151	0	146	209	1291	91.4%
VLW	106	18	9	0	16	30	179	99.4%
Total	6545	940	1306	117	993	1489	11390	92.8%

SA Merino Indicator includes Merino types comparable to international indicators.
 ## Cape Wools All Wool Indicator, includes all white wool sold at auction.

* crossbred, coarse and coloured, inferior



* Seasonal Receipts Declared

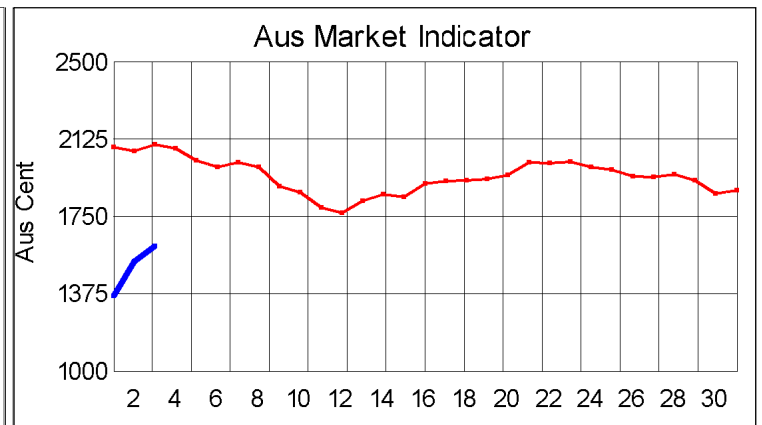
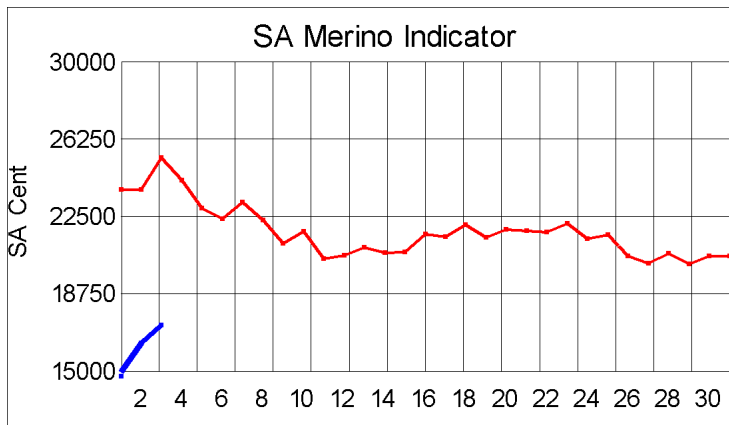
2019/20 Declared Receipts : 01 September 2019

2019/20 Declared Receipts : 22 September 2019

7,251,646.9

9,862,946.8

Percentage Change (Year-on-Year) : 1.76



Current Season — Previous Season —

Average Fleece Wool Prices (c/kg. clean)
Spinners and Good Topmaking Styles (AWEX Types MF4 and MF5)

Micron	100+mm	90mm	80mm	70mm	60mm	50mm	40mm	30mm	20mm	10mm
18.0			20038	18984	18111	17687	16851			
18.5			18834	18730	17727	17298	16829			
19.0			18583	18361	17330	16743	15819			
19.5			18218	17983	17586	16333	15324			
20.0			18278	17990	17200	16207	14809			
20.5			17542	17803	16626	15506	13903			
21.0		17597	17817	17575	16941	14884	13828			
21.5			17423	16954	16583	14868	13338			
22.0				17251	16529	14517				
22.5			17364	17046	16161					
23.0				16309						
23.5				16475	15433					
24.0										

* Based on a minimum of 3 lots sold per category

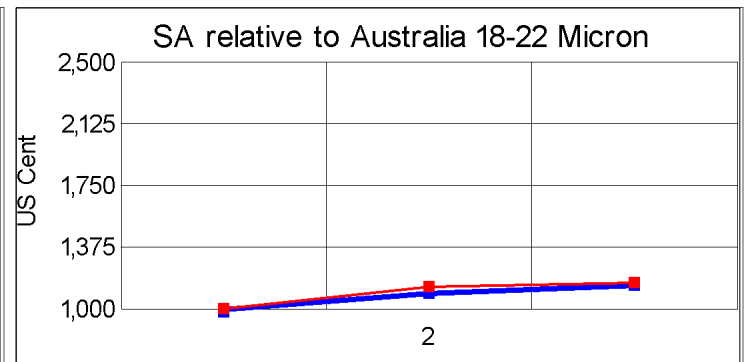
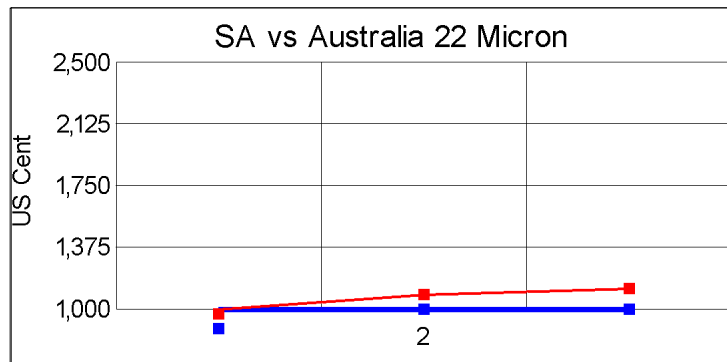
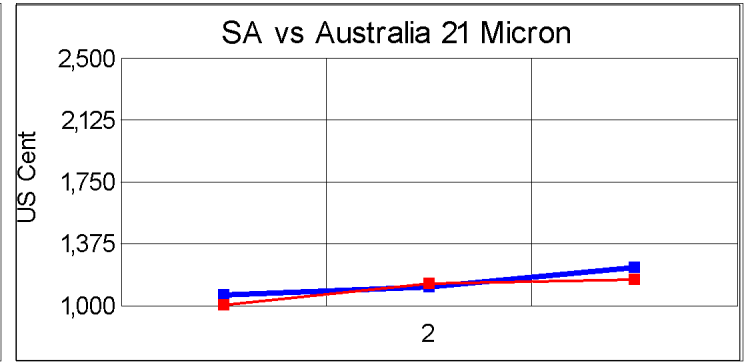
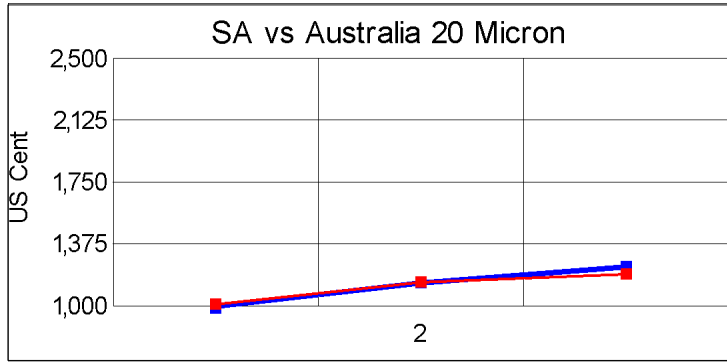
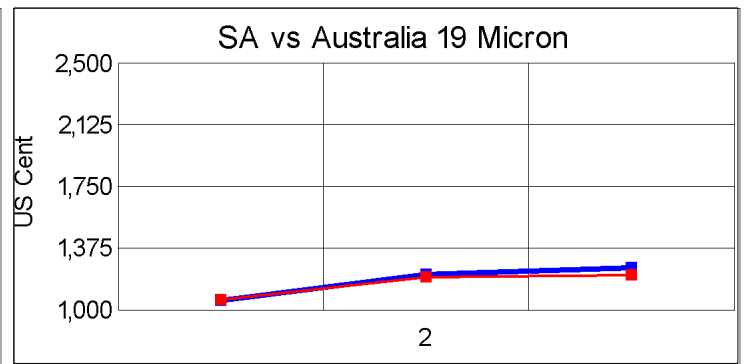
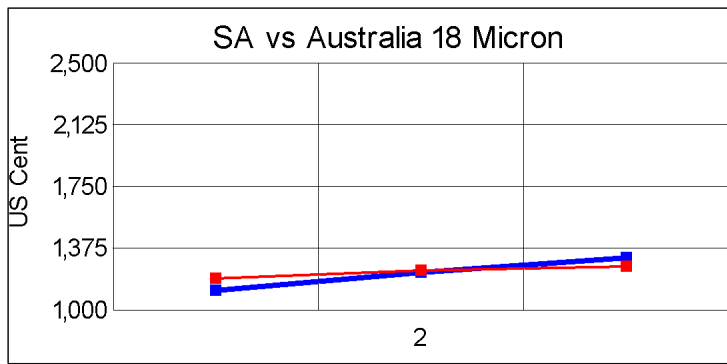
Average Topmaking Styles (AWEX MF6)

Micron	100+mm	90mm	80mm	70mm	60mm	50mm	40mm	30mm	20mm	10mm
18.0										
18.5										
19.0										
19.5						16596				
20.0				17322						
20.5				16769						
21.0										
21.5										
22.0										
22.5										
23.0										
23.5										
24.0										

* Based on a minimum of 3 lots sold per category

Other Selected Types/Qualities

	Long			Medium		
	19μ	20μ	21μ	19μ	20μ	21μ
Good Quality						
Lambswool	18027	17314		15336	15252	
Bellies	16835			14669	13031	14810
Locks				13287	11543	
Average Quality						
Lambswool	17110	18246		14182	11800	13517
Bellies	16759	14883	15419	14398	13422	8720
Locks				9953	10000	7242
Inferior Quality						
Fleecewool	16939	16023	15918	15406	14963	14461
Lambswool	17453	16823		15604		
Bellies	16567	15748		14142	13103	9524
Locks				6907	7034	5065



— SA in USc
— Aus in USc

— SA in USc
— Aus in USc

Market Commentary

Cape Wools Weekly Market Report- 26 September 2019

Port Elizabeth - The 3rd sale of the 2019/20 wool season took place today with 11 390 bales on offer of which 92,8% was sold. The wool market closed 5,3% (871 points) up at a value of R172,31 c/kg (Clean), with the Cape Wools All Wool Indicator closing 5,3% higher. The Australian EMI moved 4,8% up this week.

This week saw the Rand at 2,7% weaker against the US Dollar and 2,2% weaker against the Euro, compared with the average rate at the previous sale. The market improved by 2,6% in US Dollar terms. The wool market continued its steady performance on the 3rd sale of the season. The market showed strong performance on the first sale day, with a degree of caution returning on the second day to see the average increase in the market at 5,3 %. The very fine microns experienced downward pressure, with good competition on the longer segment of the clip, resulting in a good sales clearance of 92,8%, with RWS certified clips once again attracting good premiums on auction price levels.

Improved market sentiment combined with the weakening of the South African currency against the US Dollar attracted good competition for the better wools on offer, with short covering on export orders also contributing to the demand. The major buyers on today's sale were: Modiano SA (4 185), Standard Wool SA (2 193), Lempriere SA (1 731) and Stucken & Co (1 371).

The average clean prices for the selection within the different micron categories for good top-making (MF5), long fleeces were as follows: 18,0 microns increased 4,7% to close at R190,23/kg; 18,5 microns moved 3,8% up to close at R185,94/kg; 19 microns gained 3,7% to close at R182,36/kg; 19,5 microns strengthened by 7,4% to close at R182,88/kg; 20 microns was 6,8% stronger to close at R178,95/kg; 20,5 microns won 5,6% to close at R175,94/kg; 21,0 microns recovered 4,7% to close at R173,95/kg; 21,5 microns improved by 3,1% to close at R171,63/kg; 22 microns rose 6,2% to close at 168,61/kg and 22,5 microns declined by 0,3% to close at R172,33/kg.

The next sale is scheduled for 02 Oktober 2019 where approximately ± 5 847 bales will be on sale.