

# National Weekly Wool Market Report

Season: 2018/2019

Sale Date: 02 & 03 April 2019



CAPE WOOLS SA

Tel: 27-41-4844301  
 Fax: 27-41-4846792  
 E-mail: stats@capewools.co.za  
 Website: www.capewools.co.za

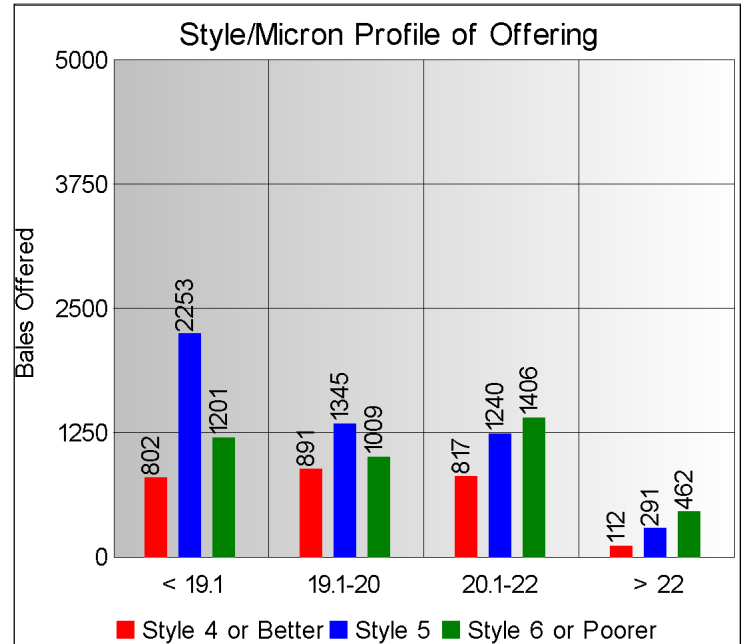
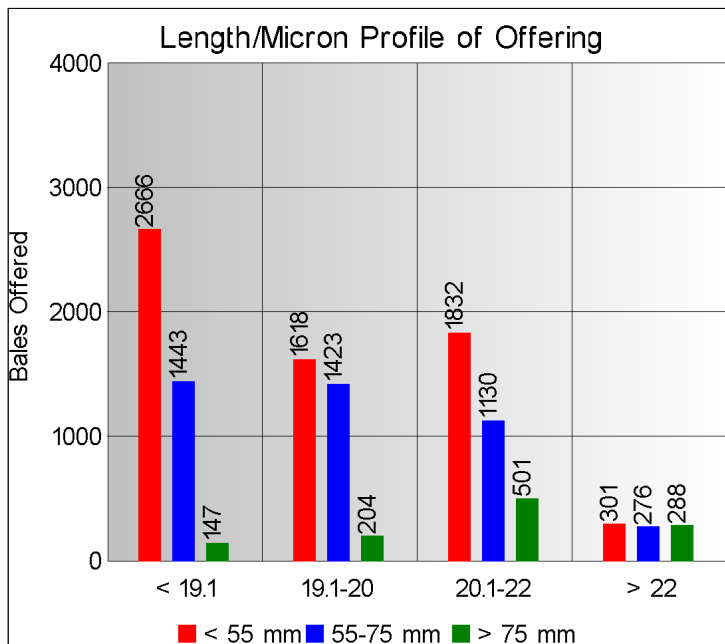
SA Merino Indicator				Buyers			
Indicator Unit	Current Sale	Last Sale	Change	Company	Bales Purchased This Week	% of Purchases	Total Bales Purchased This Season
# SA c/kg	20584	21642	-4.9%	Standard Wool SA	3152	26.7%	59976
Ave. to date (18/19)	22035	22093	-0.3%	G Modiano SA	1988	16.8%	73015
Ave. to date (17/18)	18365			Tianyu SA	1597	13.5%	34520
US c/kg	1455	1493	-2.6%	Lempriere SA	660	5.6%	29593
Euro c/kg	1295	1316	-1.6%	Stucken & Co	635	5.4%	18294
AWEX EMI	1946	1978	-1.6%	Segard Masurel SA	489	4.1%	8068
Exchange Rates				New England Wool SA	413	3.5%	2656
Currency Unit	This Week	Previous Week	% Change	H Dawson Sons & Co			
R/USD	14.1496	14.4952	2.4%				
R/Euro	15.9009	16.4486	3.3%				
R/AUD	10.0704	10.2720	2.0%				
USD/AUD	0.7117	0.7083	-0.5%				

## Analysis of Offerings by Broker This Week (Bales)

Broker	Merino Fleeces	Merino Bellies	Merino Lambs	Merino Backs	Merino Locks	* Other	Total	% Sold
BKB	3881	881	690	0	574	1083	7109	73.0%
CMW	1370	210	395	110	182	274	2541	83.2%
JLW	178	17	10	0	15	18	238	98.3%
MAS	444	41	54	0	37	223	799	60.5%
QWB	472	89	176	0	55	259	1051	78.5%
SBL	0	0	0	0	0	0	0	
VLW	52	13	13	0	4	9	91	100.0%
<b>Total</b>	<b>6397</b>	<b>1251</b>	<b>1338</b>	<b>110</b>	<b>867</b>	<b>1866</b>	<b>11829</b>	<b>75.5%</b>

# SA Merino Indicator includes Merino types comparable to international indicators.  
 ## Cape Wools All Wool Indicator, includes all white wool sold at auction.

\* crossbred, coarse and coloured, inferior



## \* Seasonal Receipts Declared

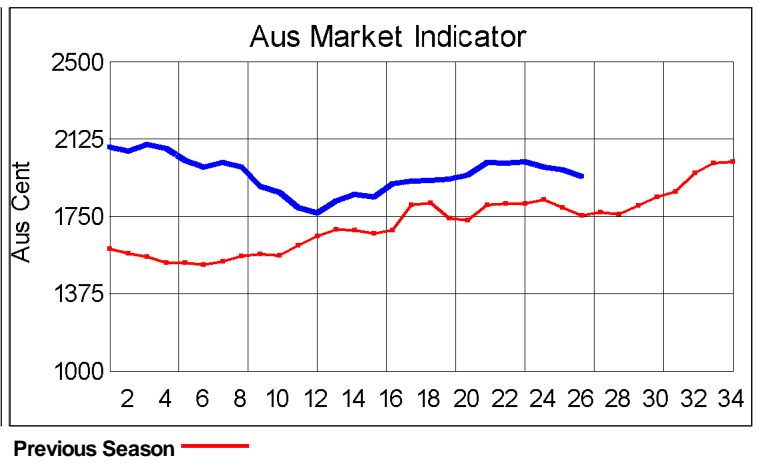
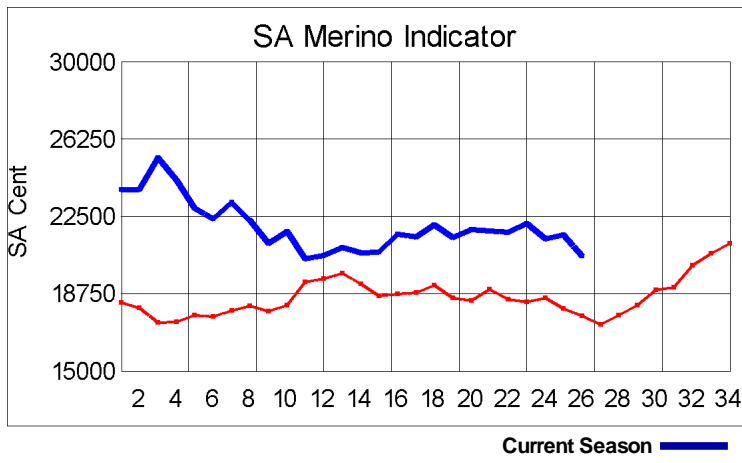
2018/19 Declared Receipts : 10 March 2019

36,632,826.8

2018/19 Declared Receipts : 31 March 2019

38,362,126.8

Percentage Change (Year-on-Year) : -11.71



Current Season █ Previous Season █

**Average Fleece Wool Prices (c/kg. clean)**  
**Spinners and Good Topmaking Styles (AWEX Types MF4 and MF5)**

Micron	100+mm	90mm	80mm	70mm	60mm	50mm	40mm	30mm	20mm	10mm
18.0			23010	22929	21493	20710	16715			
18.5			22895	23072	21222	20084	17803			
19.0			22587	21995	20859	19663	16469			
19.5			22185	21793	20670	18991	15870			
20.0			21905	21563	20112	18544	15520			
20.5			21637	21323	20372	19101	14961			
21.0			21630	22074	20376	18471	13550			
21.5			21271	21071		18447	15522			
22.0										
22.5					21242					
23.0										
23.5										
24.0										

\* Based on a minimum of 3 lots sold per category

**Average Topmaking Styles (AWEX MF6)**

Micron	100+mm	90mm	80mm	70mm	60mm	50mm	40mm	30mm	20mm	10mm
18.0										
18.5										
19.0					19964					
19.5					20584		14742			
20.0						18325	13507			
20.5							11914			
21.0							14098			
21.5							13185			
22.0										
22.5										
23.0										
23.5										
24.0										

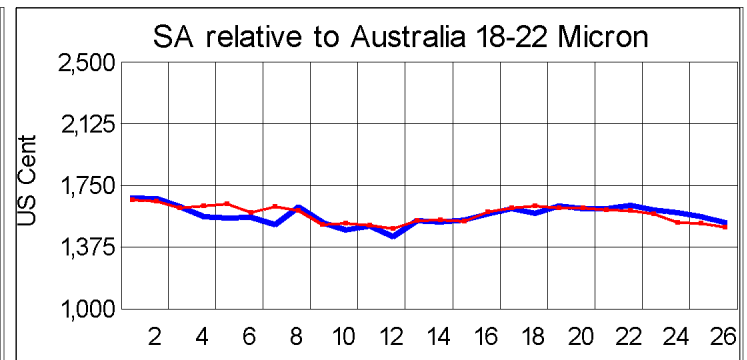
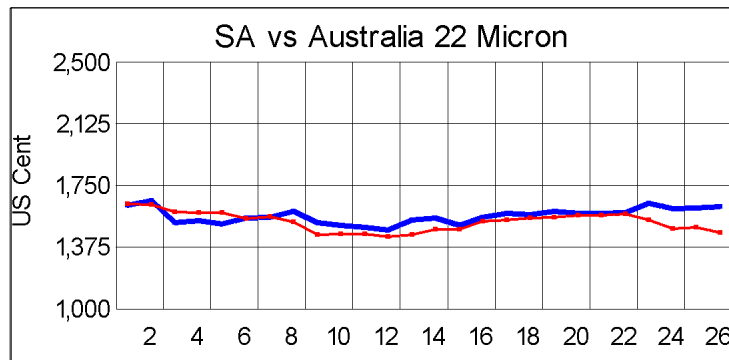
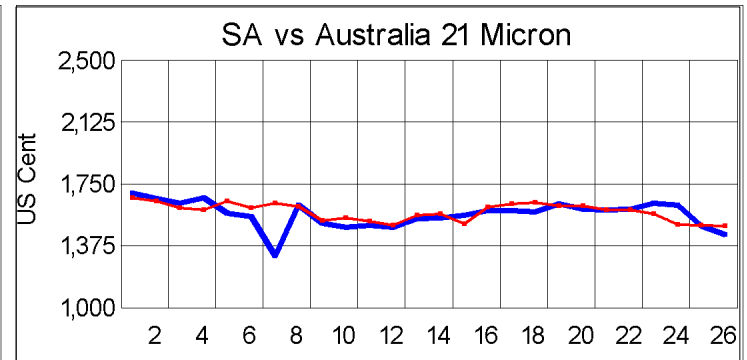
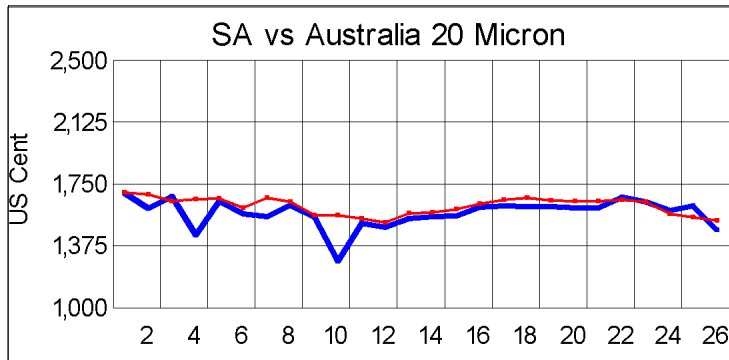
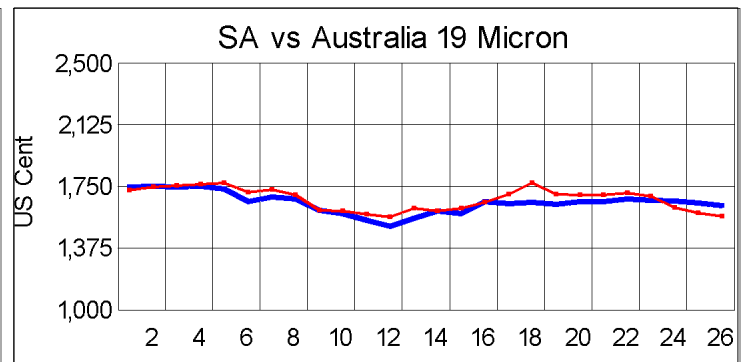
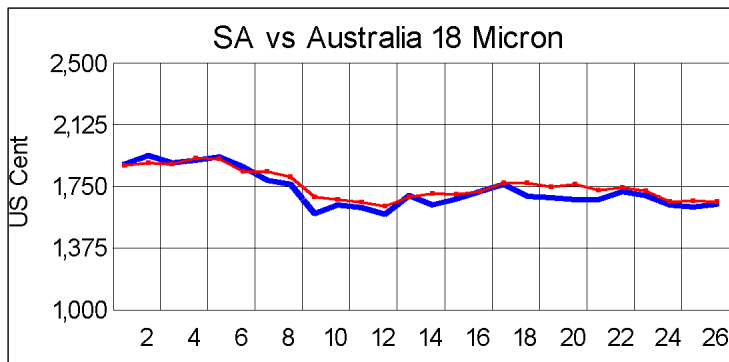
\* Based on a minimum of 3 lots sold per category

**Other Selected Types/Qualities**

Long

Medium

	19μ	20μ	21μ	19μ	20μ	21μ
<b>Good Quality</b>						
Lambswool	22191	21607	20389	16835	14535	16399
Bellies	19224	19146	17178	16601	15320	15262
Locks				14595	14668	11346
<b>Average Quality</b>						
Lambswool	19867			17079	15942	
Bellies	19086	15997		15517	13565	10471
Locks				12002	12160	
<b>Inferior Quality</b>						
Fleecewool	20277	19588	18270	18043	17185	15999
Lambswool			19145			
Bellies	17521		17359	13569	12634	10200
Locks				10940	9817	8118



— SA in USc  
— Aus in USc

— SA in USc  
— Aus in USc

## Market Commentary

### Cape Wools Weekly Market Report

03 April 2019

Port Elizabeth - The 28th sale of the 2018/19 wool season took place today with 11 829 bales on offer of which 75,5% was sold. The wool market closed 4,9% (1058 points) down at a value of R205,84 c/kg (Clean), with the Cape Wools All Wool Indicator closing 4,9% lower. The Australian EMI moved 1,6% down this week.

This week saw the Rand at 2,4% stronger against the US Dollar and 3,3% stronger against the Euro, compared with the average rate at the previous sale. The market weakened by 2,6% in US Dollar terms.

The wool market experienced downward pressure on today's relatively large wool offering, with medium and short wools decreasing by up to 11%. The continued suspension of wool exports to China, combined with a stronger SA currency, made the trading environment for buyers difficult, with a resultant low sales clearance of 75.5%, which is far below the average clearance normally achieved.

The major buyers on today's sale were: Standard Wool SA (3 152), G Modiano SA (1 980), Tianyu SA (1 597) and Lempriere SA (660).

The average clean prices for the selection within the different micron categories for good top-making (MF5), long fleeces were as follows: 18,0 microns decreased 2,7% to close at R234,73/kg; 18,5 microns moved 3,4% down to close at R225,51/kg; 19 microns lost 3,6% to close at R222,24/kg; 19,5 microns weakened by 3,9% to close at R218,18/kg; 20 microns was 3,6% weaker to close at R216,48/kg; 20,5 microns lost 3,7% to close at R211,96/kg; 21,0 microns lost 2,9% to close at R211,71/kg; 21,5 microns tumbled by 4,2% to close at R210,03/kg; 22 microns fell 4,7% to close at 207,36/kg and 22,5 microns declined by 4,8% to close at R244,45/kg.

The next sale is scheduled for 17 April 2019.