

# National Weekly Wool Market Report

Season: 2018/2019

Sale Date: 27 & 28 November 2018



CAPE WOOLS SA

Tel: 27-41-4844301  
 Fax: 27-41-4846792  
 E-mail: stats@capewools.co.za  
 Website: www.capewools.co.za

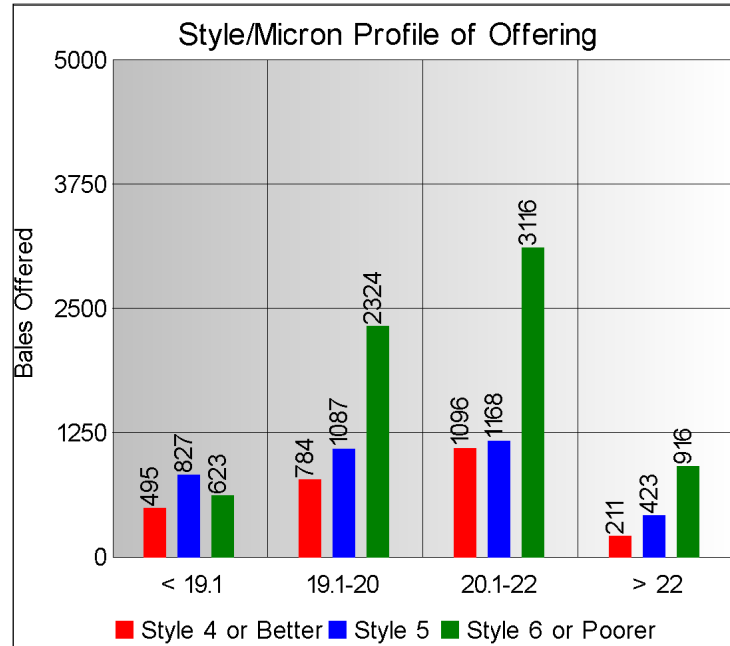
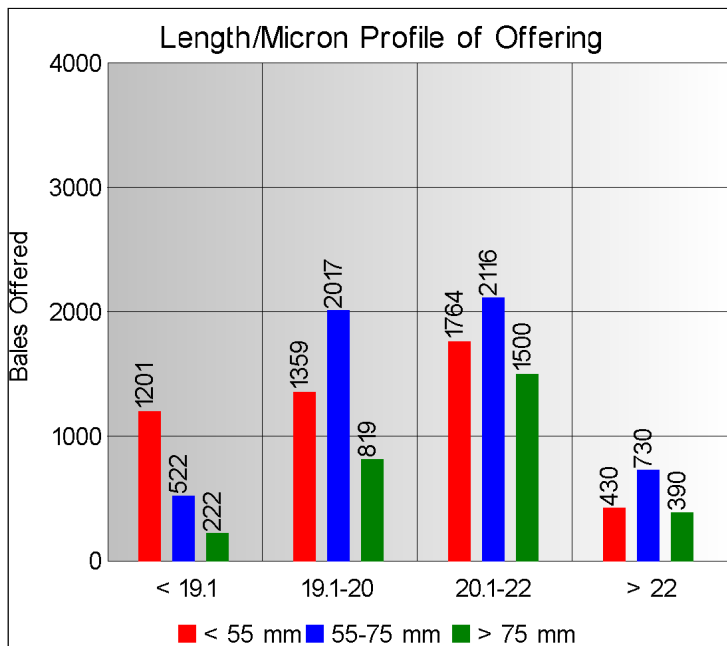
SA Merino Indicator				Buyers			
Indicator Unit	Current Sale	Last Sale	Change	Company	Bales Purchased This Week	% of Purchases	Total Bales Purchased This Season
# SA c/kg	20771	21012	-1.2%	G Modiano SA	3986	30.5%	41662
Ave. to date (18/19)	22431	22559	-0.6%	Standard Wool SA	3300	25.3%	33135
Ave. to date (17/18)	18356			Tianyu SA	1972	15.1%	20806
US c/kg	1489	1500	-0.7%	Lempriere SA	1650	12.6%	15351
Euro c/kg	1320	1317	0.2%	Stucken & Co	954	7.3%	11519
AWEX EMI	1860	1827	1.8%	Segard Masurel SA	636	4.9%	4616
Exchange Rates				New England Wool SA	6	0.1%	1539
Currency Unit	This Week	Previous Week	% Change	H Dawson Sons & Co			
R/USD	13.9489	14.0072	0.4%				
R/Euro	15.7410	15.9560	1.3%				
R/AUD	10.1417	10.1342	-0.1%				
USD/AUD	0.7271	0.7226	-0.6%				

## Analysis of Offerings by Broker This Week (Bales)

Broker	Merino Fleeces	Merino Bellies	Merino Lambs	Merino Backs	Merino Locks	* Other	Total	% Sold
BKB	3621	677	409	0	380	2260	7347	96.6%
CMW	1705	197	239	183	197	635	3156	99.4%
JLW	279	41	42	0	15	96	473	100.0%
MAS	331	36	21	0	32	166	586	75.8%
QWB	377	74	126	0	85	360	1022	85.4%
SBL	71	6	2	0	6	13	98	100.0%
VLW	261	28	30	0	32	37	388	98.7%
<b>Total</b>	<b>6645</b>	<b>1059</b>	<b>869</b>	<b>183</b>	<b>747</b>	<b>3567</b>	<b>13070</b>	<b>95.7%</b>

# SA Merino Indicator includes Merino types comparable to international indicators.  
 ## Cape Wools All Wool Indicator, includes all white wool sold at auction.

\* crossbred, coarse and coloured, inferior



## \* Seasonal Receipts Declared

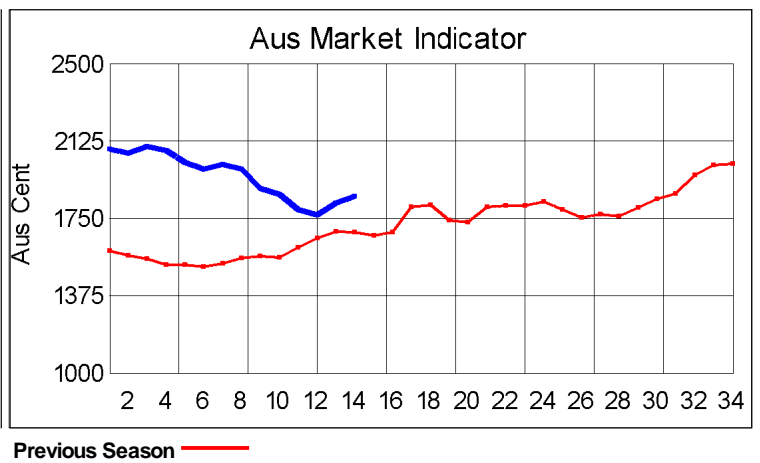
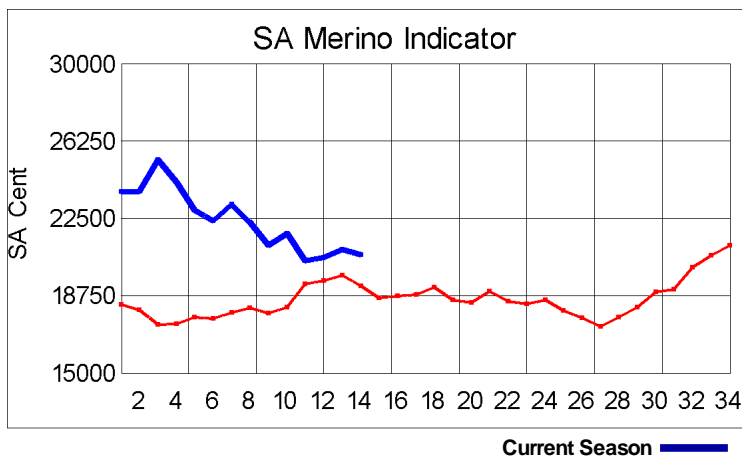
2018/19 Declared Receipts : 04 November 2018

19,948,637.6

2018/19 Declared Receipts : 25 November 2018

24,018,661.1

Percentage Change (Year-on-Year) : -7.47



Current Season — Previous Season —

**Average Fleece Wool Prices (c/kg. clean)  
Spinners and Good Topmaking Styles (AWEX Types MF4 and MF5)**

Micron	100+mm	90mm	80mm	70mm	60mm	50mm	40mm	30mm	20mm	10mm
18.0			24535	23833	22448	20491	19138			
18.5			23801	22490	21870	20204	18778			
19.0			22580	22358	21247	20512	18426			
19.5			22130	21815	21207	19959	18176			
20.0			21721	21546	20815	19780	16338	12584		
20.5		21228	21391	21106	20765	19120	15737			
21.0			21517	21099	20588	18233				
21.5			21347	21142	20498					
22.0			21315	21260	20487	18257				
22.5			21260	20876	19943					
23.0										
23.5										
24.0					17547					

\* Based on a minimum of 3 lots sold per category

**Average Topmaking Styles (AWEX MF6)**

Micron	100+mm	90mm	80mm	70mm	60mm	50mm	40mm	30mm	20mm	10mm
18.0										
18.5										
19.0										
19.5				21380						
20.0			21248	20157		18805				
20.5			21070	19744		19915	13881			
21.0										
21.5										
22.0			20860	19734						
22.5										
23.0										
23.5										
24.0										

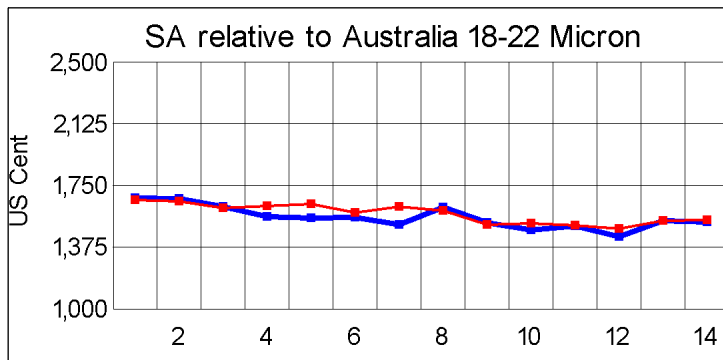
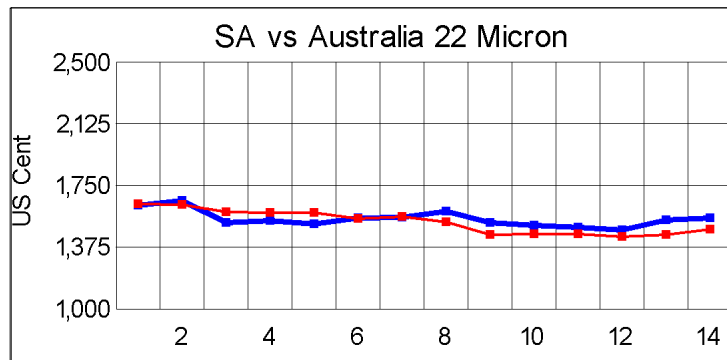
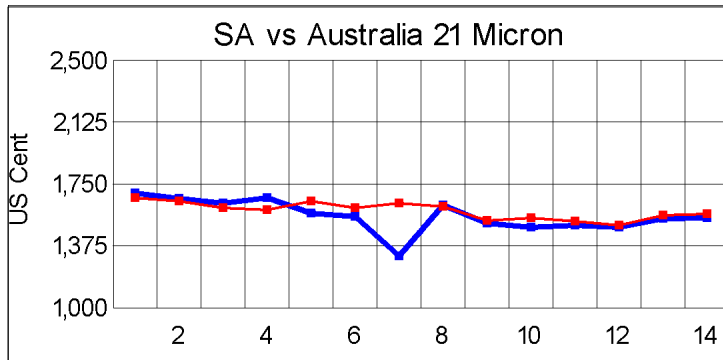
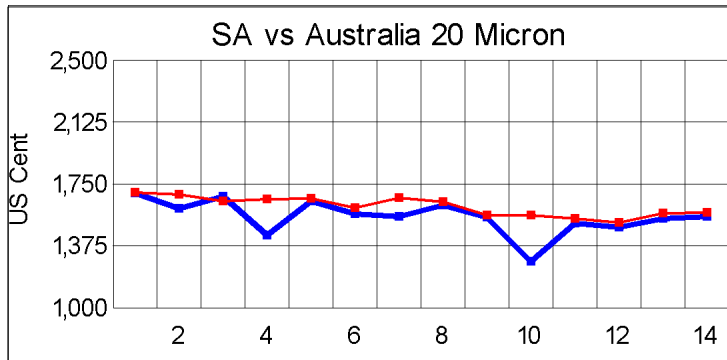
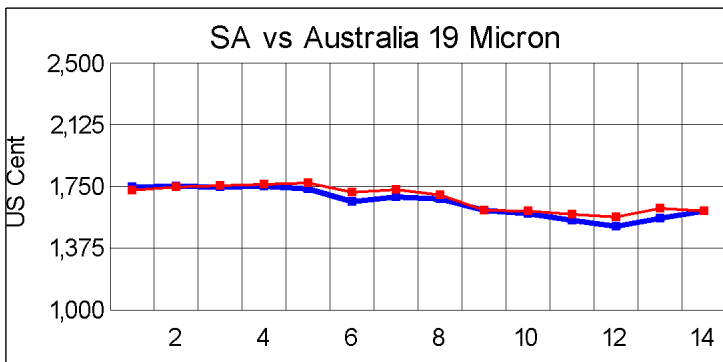
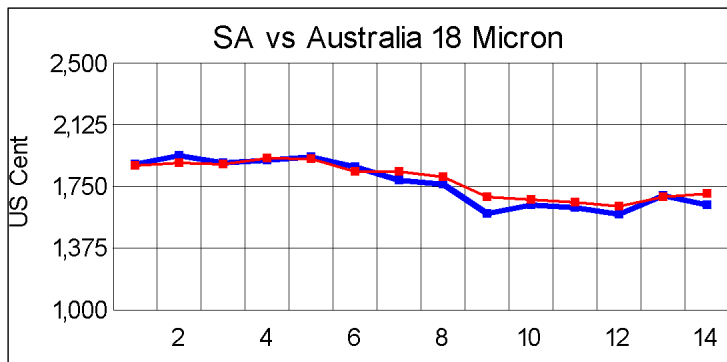
\* Based on a minimum of 3 lots sold per category

**Other Selected Types/Qualities**

Long

Medium

	19μ	20μ	21μ	19μ	20μ	21μ
<b>Good Quality</b>						
Lambswool	22632	21245		17018	15841	18052
Bellies	20557	20260		18738	17512	
Locks				16034	14176	14802
<b>Average Quality</b>						
Lambswool	21515	20768	20421	15546	16131	15886
Bellies	20407	19736	19234	17388	15690	13765
Locks				13214	11939	10508
<b>Inferior Quality</b>						
Fleecewool	21076	17540	17249	17136	15789	18371
Lambswool	21159	19073	16507			
Bellies	20040	19595		15384	13628	12018
Locks				9403	9379	4924



— SA in USc  
— Aus in USc

— SA in USc  
— Aus in USc

## Market Commentary

### WOOL MARKET 1,2% LOWER

Port Elizabeth - The wool market traded slightly lower at this week's auction and the Cape Wools Merino Indicator decreased by 1,2% and by 241 points to close at a value of R207,71/kg (Clean). The Australian EMI increased 1,8% this week. The Cape Wools All Wool Indicator decreased by 1,0%.

The wool market continued its steady decline today and traded slightly lower. The unchanged Rand gave little support and the fair demand for long and fine Merino wool varied sharply across micron groups. The receivals at broker stores are still markedly down.

Madiono bought the most bales at the auction today.

This week saw the Rand at R13,95 to the US Dollar and R15,74 to the Euro. The Rand was 0,4% stronger against the US Dollar and 1,3% stronger against the Euro compared with the average rate at the previous sale. The offering comprised 13 070 bales of which 95,6% was sold. Major traders were G Modiano SA (3 986), Standard Wool SA (3 300), Tianyu SA (1 972) and Lempiere SA (1 650).

The average clean prices for the selection within the different micron categories for good top-making (MF5), long fleeces were as follows: 18 microns increased 0,7% to close at R238,38/kg; 18,5 microns moved 0,5% up to close at R237,29/kg; 19 microns lost 1,1% to close at R224,48/kg; 19,5 microns weakened by 0,9% to close at R223,94/kg; 20 microns was 0,3% stronger to close at R221,58/kg; 20,5 microns lost 0,2% to close at R220,38/kg; 21 microns recovered 0,2% to close at R219,16/kg; 21,5 microns decreased by 1,2% to close at R208,21/kg; 22 microns increased by 1,2% to close at 207,27/kg and 22,5 microns increased by 1,4% to close at R206,57/kg.

The next sale is scheduled for 05 December 2018 where approximately ±14 010 bales will be on sale.

\*The detailed Seasonal Receivals Declared Report can be viewed at [www.capewools.co.za](http://www.capewools.co.za)