

# National Weekly Wool Market Report

Season: 2018/2019

Sale Date: 30 & 31 October 2018



CAPE WOOLS SA

Tel: 27-41-4844301  
 Fax: 27-41-4846792  
 E-mail: stats@capewools.co.za  
 Website: www.capewools.co.za

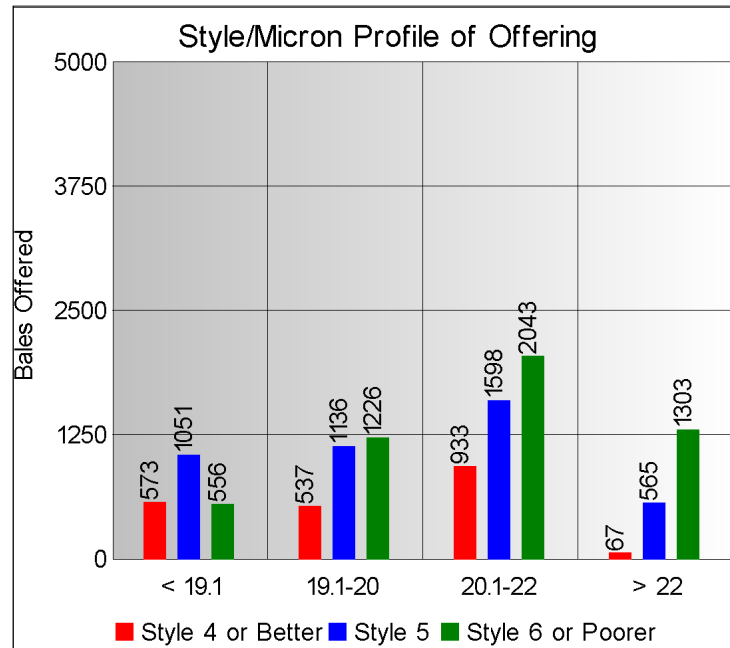
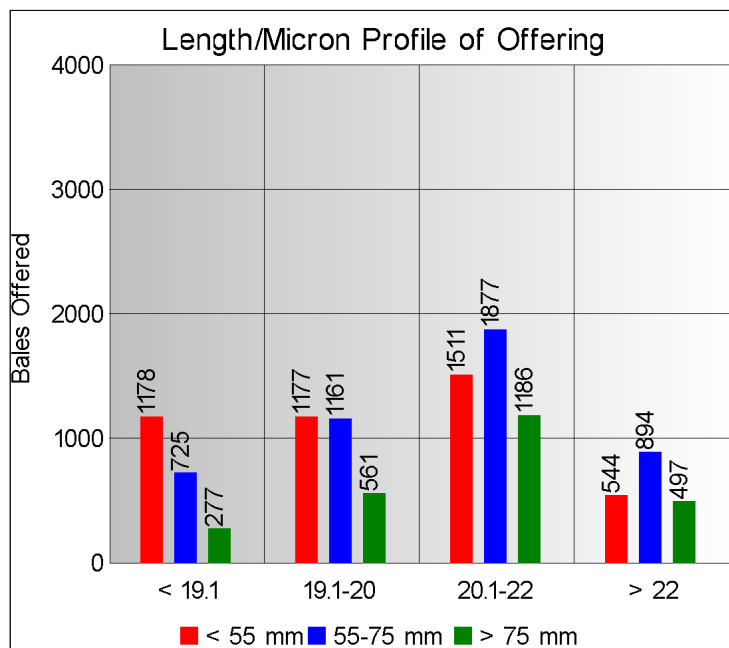
SA Merino Indicator				Buyers			
Indicator Unit	Current Sale	Last Sale	Change	Company	Bales Purchased This Week	% of Purchases	Total Bales Purchased This Season
# SA c/kg	21780	21214	2.7%	G Modiano SA	4177	36.1%	28515
Ave. to date (18/19)	23117	23265	-0.6%	Standard Wool SA	2774	23.9%	21738
Ave. to date (17/18)	18019			Lempriere SA	1445	12.5%	9730
US c/kg	1480	1486	-0.4%	Tianyu SA	1421	12.3%	13425
Euro c/kg	1305	1301	0.3%	Stucken & Co	612	5.3%	8613
AWEX EMI	1868	1898	-1.6%	Segard Masurel SA	469	4.1%	2747
Exchange Rates				New England Wool SA	51	0.4%	1380
Currency Unit	This Week	Previous Week	% Change	H Dawson Sons & Co			
R/USD	14.7164	14.2787	-3.1%				
R/Euro	16.6845	16.3037	-2.3%				
R/AUD	10.4320	10.1258	-3.0%				
USD/AUD	0.7086	0.7089	0.0%				

## Analysis of Offerings by Broker This Week (Bales)

Broker	Merino Fleeces	Merino Bellies	Merino Lambs	Merino Backs	Merino Locks	* Other	Total	% Sold
BKB	4121	545	570	0	427	570	6233	95.6%
CMW	1823	285	290	187	262	356	3203	97.8%
JLW	77	13	13	0	8	18	129	92.3%
MAS	415	42	49	0	38	61	605	87.8%
QWB	419	50	58	0	88	448	1063	80.4%
SBL	0	0	0	0	0	0	0	
VLW	186	38	23	0	53	55	355	99.7%
<b>Total</b>	<b>7041</b>	<b>973</b>	<b>1003</b>	<b>187</b>	<b>876</b>	<b>1508</b>	<b>11588</b>	<b>94.5%</b>

# SA Merino Indicator includes Merino types comparable to international indicators.  
 ## Cape Wools All Wool Indicator, includes all white wool sold at auction.

\* crossbred, coarse and coloured, inferior

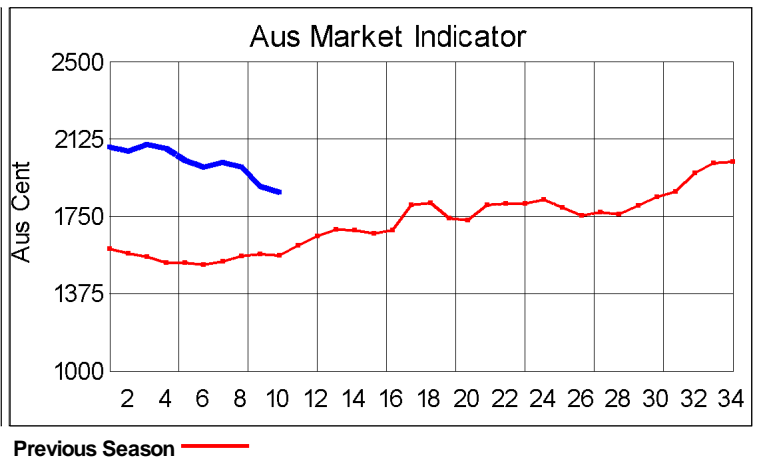
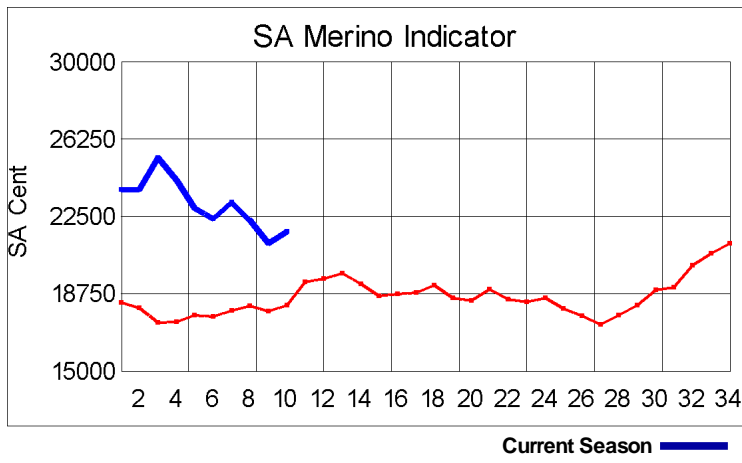


## \* Seasonal Receipts Declared

2018/19 Declared Receipts : 07 October 2018 12,715,673.4

2018/19 Declared Receipts : 28 October 2018 17,096,267.6

Percentage Change (Year-on-Year) : -9.75



Current Season █ Previous Season █

**Average Fleece Wool Prices (c/kg. clean)**  
**Spinners and Good Topmaking Styles (AWEX Types MF4 and MF5)**

Micron	100+mm	90mm	80mm	70mm	60mm	50mm	40mm	30mm	20mm	10mm
18.0			25179	25319	24022	22789	20773			
18.5			24697	24227	24083	22072	19930			
19.0			23843	23570	22536	21586	19698			
19.5			23137	22731	21913	21256	18818			
20.0		22573	22531	22289	21756	19903	17625			
20.5			22411	22011	21620	19668	17722			
21.0			22259	22126	21278	19831	18140			
21.5			22130	22147	22029	19300				
22.0			21974	22092	21405					
22.5			17986	15383						
23.0										
23.5										
24.0										

\* Based on a minimum of 3 lots sold per category

**Average Topmaking Styles (AWEX MF6)**

Micron	100+mm	90mm	80mm	70mm	60mm	50mm	40mm	30mm	20mm	10mm
18.0										
18.5										
19.0										
19.5				21579						
20.0			22044	20389	21163					
20.5				21354						
21.0			20966	21409	20925					
21.5			20587	20719						
22.0										
22.5										
23.0										
23.5										
24.0										

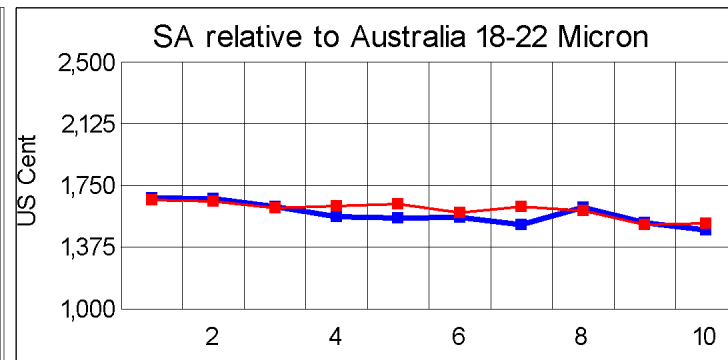
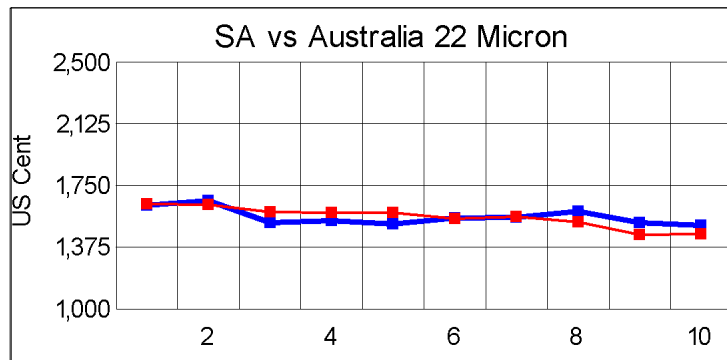
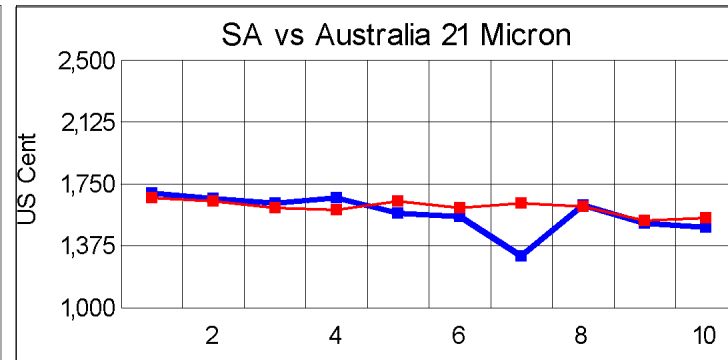
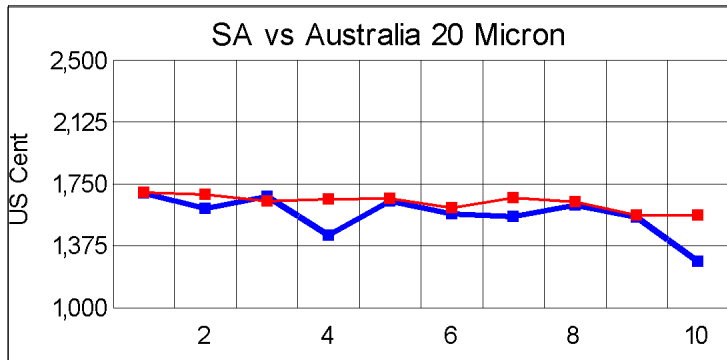
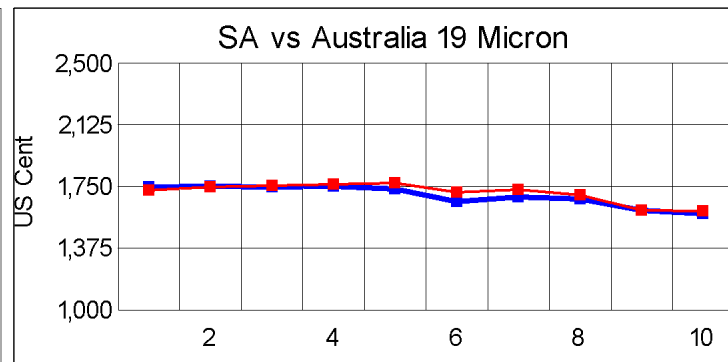
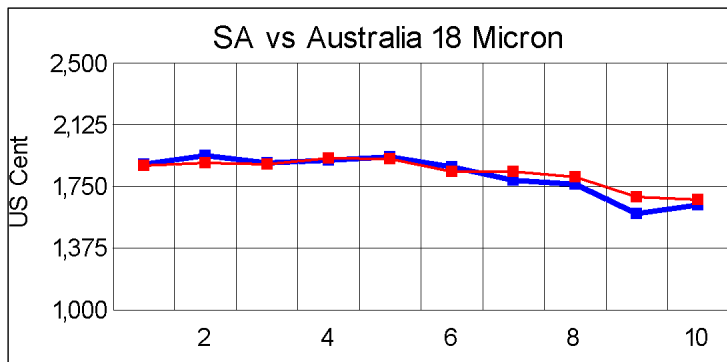
\* Based on a minimum of 3 lots sold per category

**Other Selected Types/Qualities**

Long

Medium

	19μ	20μ	21μ	19μ	20μ	21μ
<b>Good Quality</b>						
Lambswool	23338	22033	21892	18856	18757	17136
Bellies	21526	21373		18963	16228	17823
Locks				14957	13464	11932
<b>Average Quality</b>						
Lambswool	23196	19863		18996	15120	13962
Bellies	21472	19891	19559	18459	16758	16496
Locks				13817	10779	12471
<b>Inferior Quality</b>						
Fleecewool	21234	19968	20361	19324	19259	18203
Lambswool	21190	20614		19212		
Bellies	20698	19891	19843	16091	15146	14226
Locks				8184	7273	12871



— SA in USc  
— Aus in USc

— SA in USc  
— Aus in USc

## Market Commentary

### WOOL MARKET 2,7% HIGHER

Port Elizabeth - The wool market traded higher at this week's auction and the Cape Wools Merino Indicator increased by 2,7% and by 566 points to close at a value of R217,80/kg (Clean). The Australian EMI lost 1,6% this week. The Cape Wools All Wool Indicator increased 2,8%.

The wool market recouped some of its recent losses and traded stronger on the back of a weaker Rand and better demand for quality long and fine wool. This was a sizable two day auction of which the majority of wool on offer tested fine. Seasonal deliveries to broker stores are markedly down to the previous season to date. Competition between buyers was good with Modiano buying the most bales on offer.

This week saw the Rand at R14,72 to the US Dollar and R16,68 to the Euro. The Rand was 3,1% weaker against the US Dollar and 2,3% weaker against the Euro, compared with the average rate at the previous sale. The offering comprised 11 588 bales of which 94,5% was sold. Major traders were Modiano (4 177), Standard Wool SA (2 774) Lempriere SA (1 445) and Tianyu SA (1 421).

The average clean prices for the selection within the different micron categories for good top-making (MF5), long fleeces were as follows: 18 microns increased 2,0% to close at R245,85/kg; 18,5 microns moved 2,7% up to close at R246,04/kg; 19 microns gained 2,9% to close at R235,94/kg; 19,5 microns strengthened by 3,0% to close at R235,25/kg; 20 microns was 3,2% stronger to close at R230,15/kg; 20,5 microns won 4,4% to close at R227,75/kg; 21 microns recovered 4,2% to close at R227,40/kg; 21,5 microns improved by 4,3% to close at R218,47/kg; 22 microns increased 3,3% to close at 214,69/kg and 22,5 microns increased by 0,6% to close at R218,11/kg.

The next sale is scheduled for 7 November 2018 where approximately ±9 539 bales will be on sale.

\*The detailed Seasonal Receivals Declared Report can be viewed at [www.capewools.co.za](http://www.capewools.co.za)