

National Weekly Wool Market Report

Season: 2018/2019

Sale Date: 02 & 03 October 2018



CAPE WOOLS SA

Tel: 27-41-4844301
 Fax: 27-41-4846792
 E-mail: stats@capewools.co.za
 Website: www.capewools.co.za

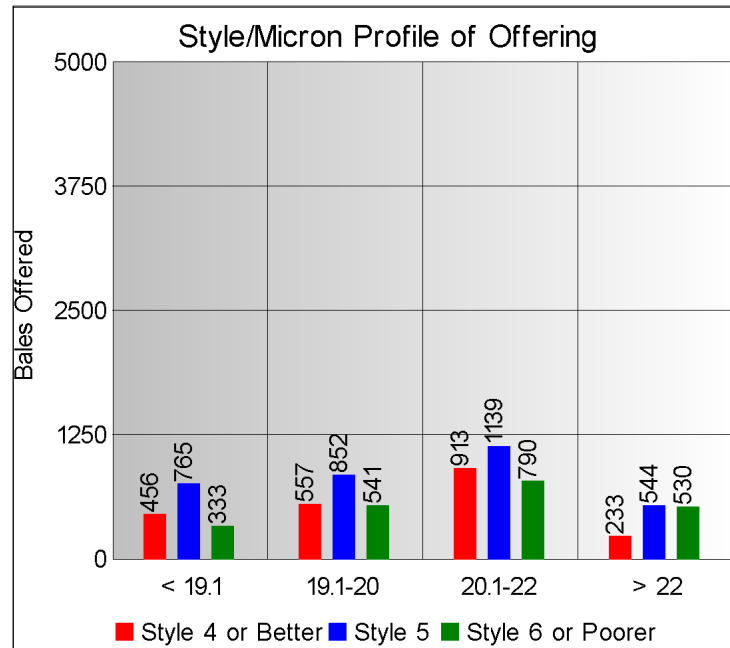
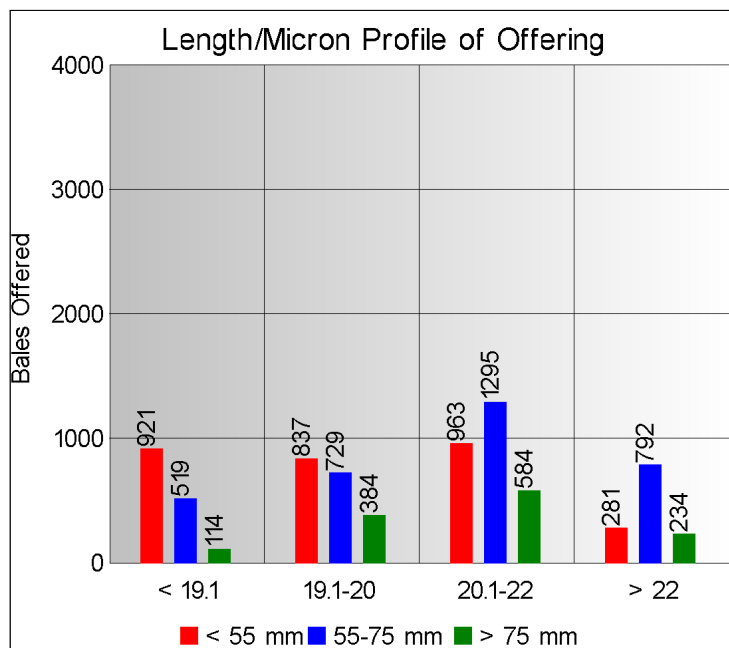
SA Merino Indicator				Buyers			
Indicator Unit	Current Sale	Last Sale	Change	Company	Bales Purchased This Week	% of Purchases	Total Bales Purchased This Season
# SA c/kg	22395	22928	-2.3%	G Modiano SA	2804	36.6%	17544
Ave. to date (18/19)	23772	24048	-1.2%	Standard Wool SA	1576	20.6%	13852
Ave. to date (17/18)	17796			Tianyu SA	1424	18.6%	8375
US c/kg	1560	1603	-2.7%	Stucken & Co	889	11.6%	5865
Euro c/kg	1349	1364	-1.1%	Lempriere SA	345	4.5%	6681
AWEX EMI	1993	2023	-1.5%	New England Wool SA	287	3.8%	1224
Exchange Rates				Segard Masurel SA	144	1.9%	1714
Currency Unit	This Week	Previous Week	% Change	H Dawson Sons & Co			
R/USD	14.3604	14.3026	-0.4%				
R/Euro	16.5984	16.8132	1.3%				
R/AUD	10.2771	10.3743	0.9%				
USD/AUD	0.7157	0.7253	1.3%				

Analysis of Offerings by Broker This Week (Bales)

Broker	Merino Fleeces	Merino Bellies	Merino Lambs	Merino Backs	Merino Locks	* Other	Total	% Sold
BKB	2792	417	367	0	293	423	4292	98.4%
CMW	1258	123	212	99	76	183	1951	98.6%
JLW	43	3	9	0	3	9	67	98.5%
MAS	224	39	21	0	33	44	361	97.5%
QWB	258	34	29	0	36	227	584	86.8%
SBL	53	8	12	0	6	17	96	100.0%
VLW	214	26	31	0	13	18	302	99.3%
Total	4842	650	681	99	460	921	7653	97.6%

SA Merino Indicator includes Merino types comparable to international indicators.
 ## Cape Wools All Wool Indicator, includes all white wool sold at auction.

* crossbred, coarse and coloured, inferior



* Seasonal Receipts Declared

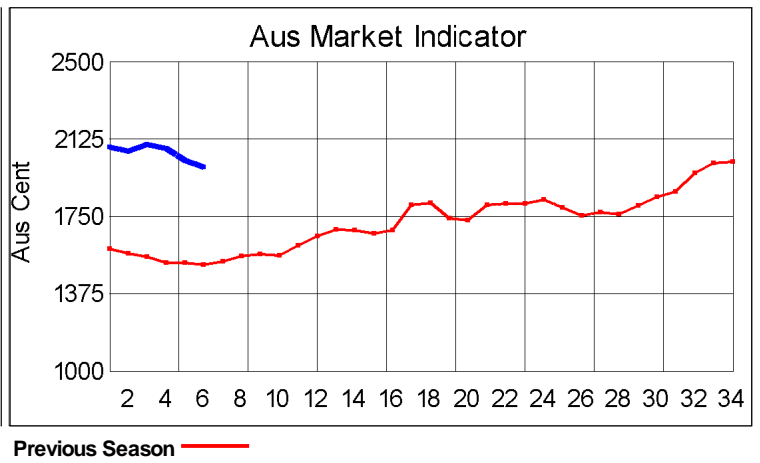
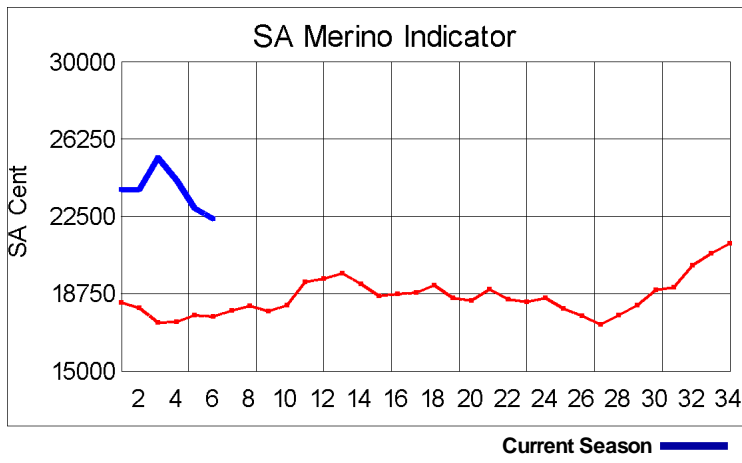
2018/19 Declared Receipts : 09 September 2018

7,753,736.1

2018/19 Declared Receipts : 30 September 2018

10,447,909.0

Percentage Change (Year-on-Year) : -6.41



Current Season — Previous Season —

**Average Fleece Wool Prices (c/kg. clean)
Spinners and Good Topmaking Styles (AWEX Types MF4 and MF5)**

Micron	100+mm	90mm	80mm	70mm	60mm	50mm	40mm	30mm	20mm	10mm
18.0			26488	25922	24930	24404	23328			
18.5			25503	24800	24269	23615	22421			
19.0		24180	24056	23811	23599	22404	21296			
19.5			23487	23228	22310	21557	20734			
20.0			22718	22574	21641	21136	19461			
20.5			22351	22216	21401	20229	18763			
21.0			22192	22203	20978	20572	19431			
21.5			22456	22344	21261	20306	16649			
22.0			22506	22206	20654	19349				
22.5			21500	22193	19960	19091				
23.0			21657	21850						
23.5			20785							
24.0										

* Based on a minimum of 3 lots sold per category

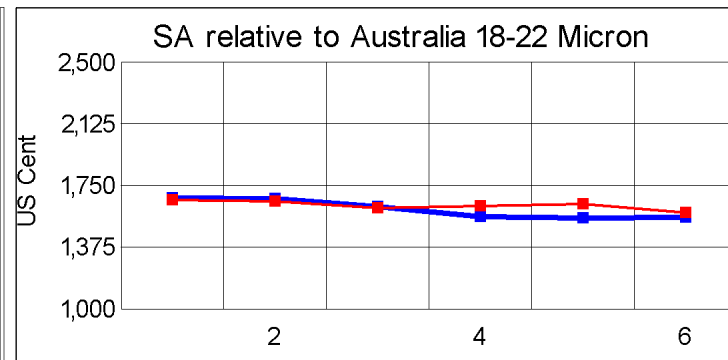
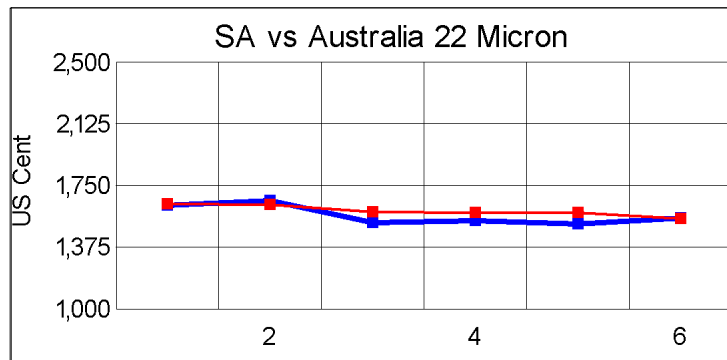
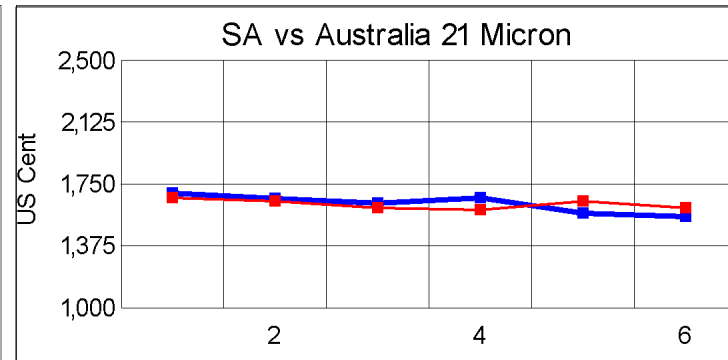
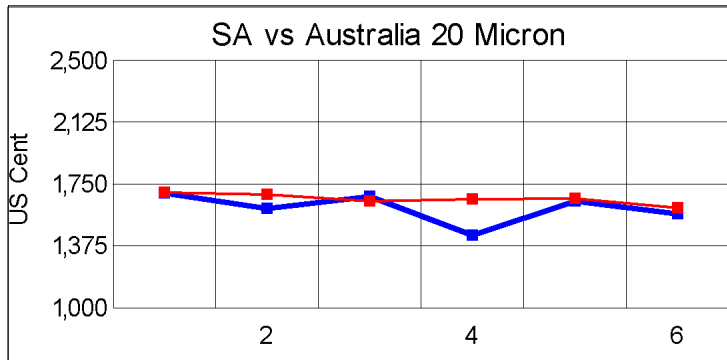
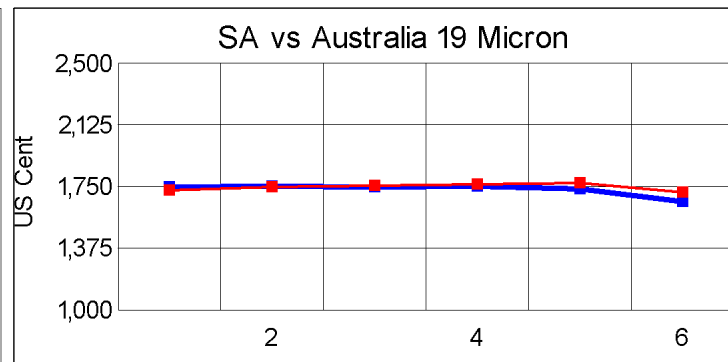
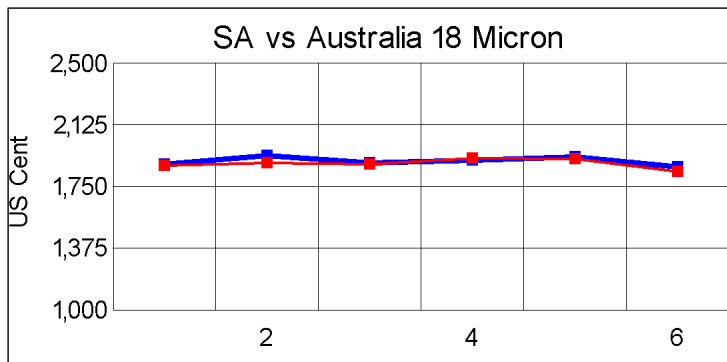
Average Topmaking Styles (AWEX MF6)

Micron	100+mm	90mm	80mm	70mm	60mm	50mm	40mm	30mm	20mm	10mm
18.0										
18.5										
19.0										
19.5				22047						
20.0				21821						
20.5				20655						
21.0										
21.5				21808						
22.0			20979							
22.5										
23.0										
23.5										
24.0										

* Based on a minimum of 3 lots sold per category

Other Selected Types/Qualities

	Long			Medium		
	19μ	20μ	21μ	19μ	20μ	21μ
Good Quality						
Lambswool	23564	22894		20135	19752	18510
Bellies		22343	20953	21031	20579	
Locks				19351	16492	12538
Average Quality						
Lambswool	23268	22498	21301	21405	18695	
Bellies	22046	21309	20573	20939	18944	19011
Locks				17833	16516	
Inferior Quality						
Fleecewool	22890	21110	20077	21958	20963	19316
Lambswool		20777	20417			
Bellies	21961	20733	20185	18957	18236	18589
Locks	11394			12891	10183	8890



— SA in USc
— Aus in USc

— SA in USc
— Aus in USc

Market Commentary

WOOL MARKET 2,3% LOWER

Port Elizabeth - The wool market traded lower at this weeks auction and the Cape Wools Merino Indicator decreased by 2,3% and by 533 points to close at a value of R223,95/kg (Clean). The Australian EMI lost 1,5% this week. The Cape Wools All Wool Indicator declined 2,4%.

The wool market traded softer this week primarily due to mediocre market demand for long and fine Merino Wool, buoyed by a strengthened Rand. Prices decreased across the board with the fine and coarse ends of the market recording the greatest losses. 96% of a fair sized offering was sold.

Modiano bought the most bales at the auction today.

This week saw the Rand at R14,36 to the US Dollar and R16,60 to the Euro. The Rand was 0,4% weaker against the US Dollar and 1,3% stronger against the Euro, compared with the average rate at the previous sale. The offering comprised 7 653 bales of which 97,6% was sold. Major traders were Modiano (2 804), Standard Wool SA (1 576), Tianyu SA (1 424) and Stucken & Co (889).

The average clean prices for the selection within the different micron categories for good top-making (MF5), long fleeces were as follows: 18,0 microns decreased 3,6% to close at R264,86/kg; 18,5 microns moved 2,2% down to close at R256,60/kg; 19 microns lost 2,9% to close at R246,60/kg; 19,5 microns weakened by 2,0% to close at R244,13/kg; 20 microns was 2,9% weaker to close at R230,85/kg; 20,5 microns lost 3,4% to close at R225,91/kg; 21,0 microns lost 2,3% to close at R230,60/kg; 21,5 microns decreased by 3,2% to close at R221,98/kg; 22 microns decreased by 2,0% to close at R222,89/kg and 22,5 microns declined by 4,0% to close at R225,24/kg.

The next sale is scheduled for 10 October 2018 where approximately ±6 323 bales will be on sale.

*The detailed Seasonal Receivals Declared Report can be viewed at www.capewools.co.za