

National Weekly Wool Market Report

Season: 2017/2018

Sale Date: 05 & 06 June 2018



CAPE WOOLS SA

Tel: 27-41-4844301
 Fax: 27-41-4846792
 E-mail: stats@capewools.co.za
 Website: www.capewools.co.za

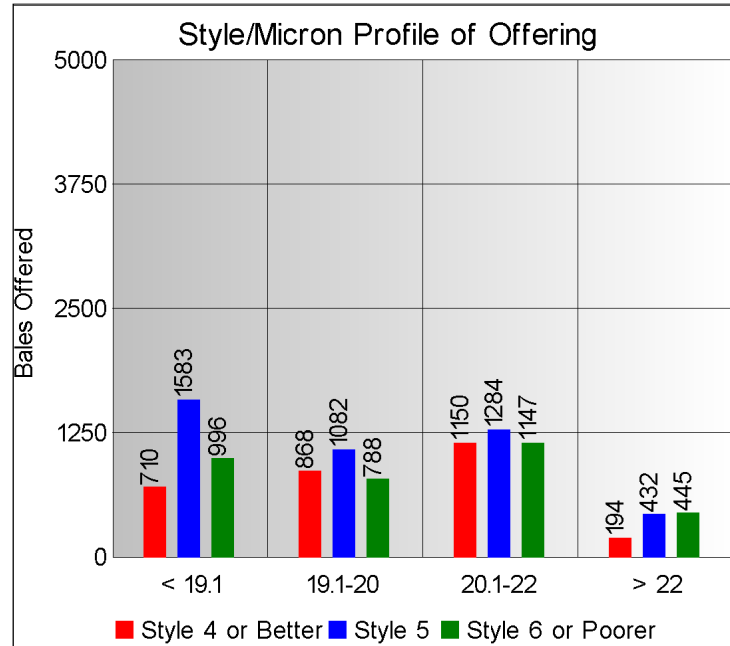
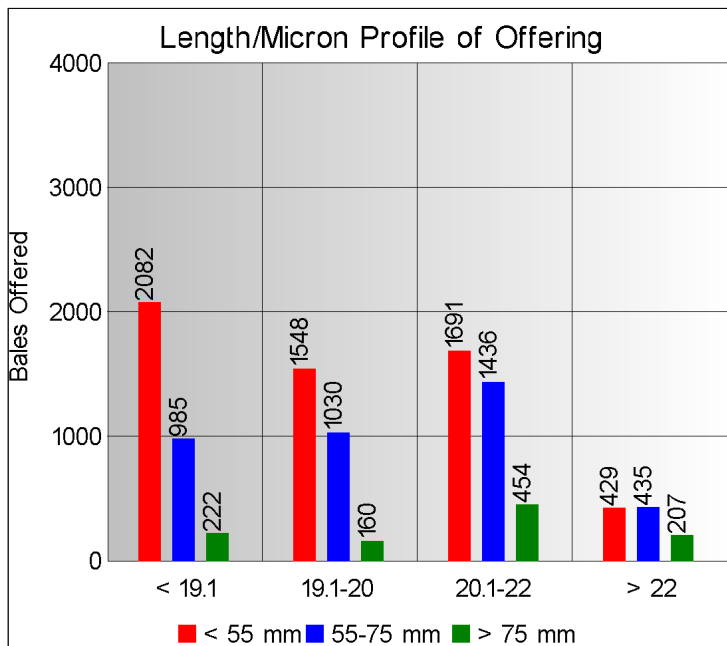
SA Merino Indicator				Buyers			
Indicator Unit	Current Sale	Last Sale	Change	Company	Bales Purchased This Week	% of Purchases	Total Bales Purchased This Season
# SA c/kg	21199	20723	2.3%	G Modiano SA	3453	32.3%	92836
Ave. to date (17/18)	18604	18525	0.4%	Standard Wool SA	2776	26.0%	82179
Ave. to date (16/17)	15593			Tianyu SA	1782	16.7%	55096
US c/kg	1661	1648	0.8%	Lempriere SA	1653	15.5%	43558
Euro c/kg	1412	1420	-0.6%	Stucken & Co	664	6.2%	24588
AWEX EMI	2018	2011	0.4%	New England Wool SA	169	1.6%	2637
Exchange Rates				Segard Masurel SA	111	1.0%	9830
Currency Unit	This Week	Previous Week	% Change	H Dawson Sons & Co			
R/USD	12.7644	12.5727	-1.5%				
R/Euro	15.0102	14.5899	-2.9%				
R/AUD	9.7733	9.4671	-3.2%				
USD/AUD	0.7658	0.7532	-1.7%				

Analysis of Offerings by Broker This Week (Bales)

Broker	Merino Fleeces	Merino Bellies	Merino Lambs	Merino Backs	Merino Locks	* Other	Total	% Sold
BKB	3441	527	673	0	348	971	5960	99.5%
CMW	1530	222	578	84	226	267	2907	98.7%
JLW	52	18	6	0	9	18	103	100.0%
MAS	114	32	60	0	25	65	296	100.0%
QWB	442	60	121	0	60	298	981	99.6%
SBL	89	6	13	0	8	14	130	99.2%
VLW	168	35	11	0	38	50	302	99.7%
Total	5836	900	1462	84	714	1683	10679	99.3%

SA Merino Indicator includes Merino types comparable to international indicators.
 ## Cape Wools All Wool Indicator, includes all white wool sold at auction.

* crossbred, coarse and coloured, inferior



* Seasonal Receipts Declared

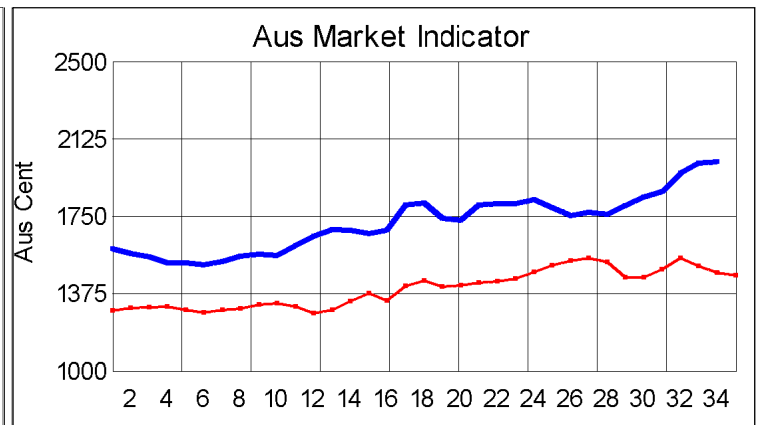
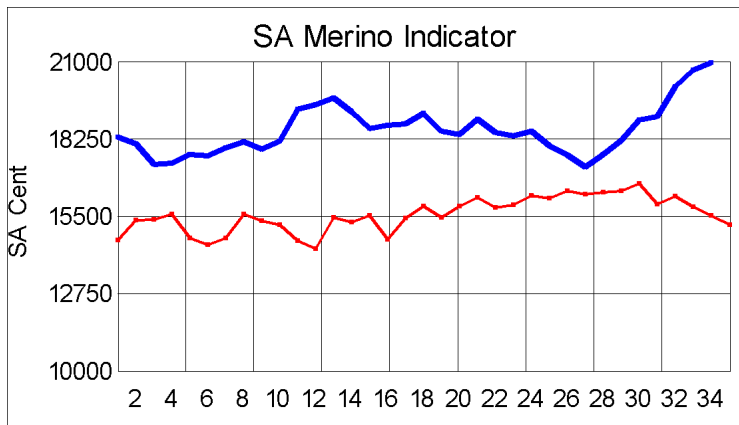
2017/18 Declared Receipts : 13 May 2018

47,905,468.1

2017/18 Declared Receipts : 03 June 2018

49,160,200.5

Percentage Change (Year-on-Year) : -5.72



Current Season — Previous Season —

Average Fleece Wool Prices (c/kg. clean)
Spinners and Good Topmaking Styles (AWEX Types MF4 and MF5)

Micron	100+mm	90mm	80mm	70mm	60mm	50mm	40mm	30mm	20mm	10mm
18.0			25250	24429	23489	22347	19826			
18.5			23586	23515	22649	21657	20171			
19.0			22506	22441	21314	20950	19144			
19.5			22353	21785	21277	20455	18787			
20.0			21954	21681	20926	19768	18781			
20.5			21281	21445	20593	19286	18248			
21.0			21607	21433	20559	19337	16942			
21.5			21954	21401	20327	19255	17585			
22.0				21578	20345	19290				
22.5				21673	20345	19058				
23.0					19757					
23.5				20462						
24.0										

* Based on a minimum of 3 lots sold per category

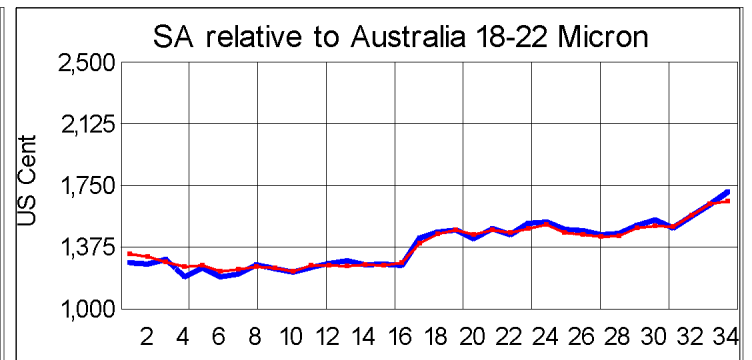
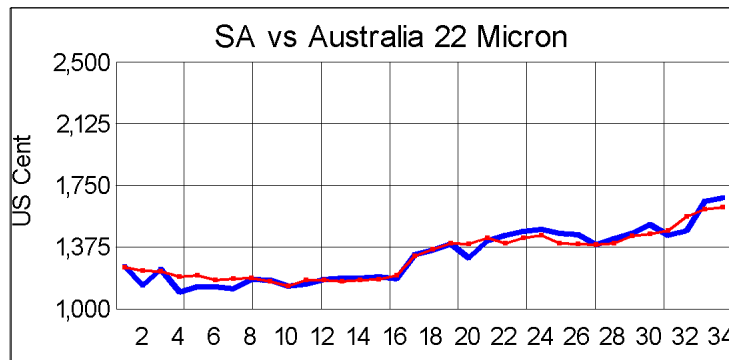
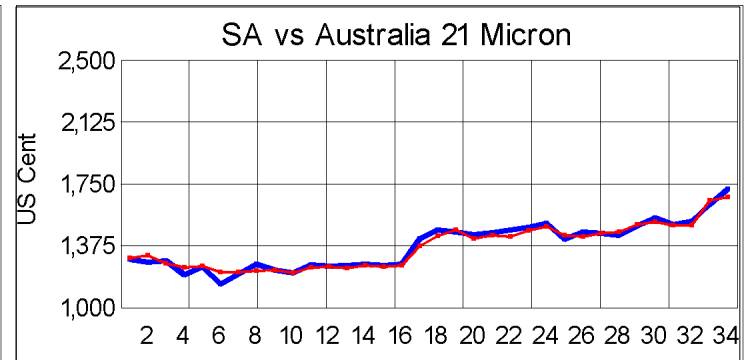
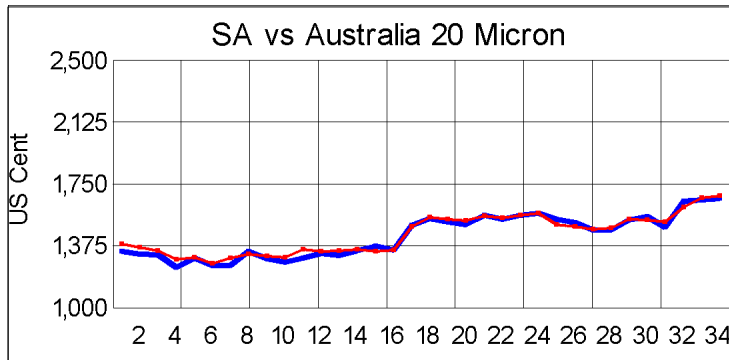
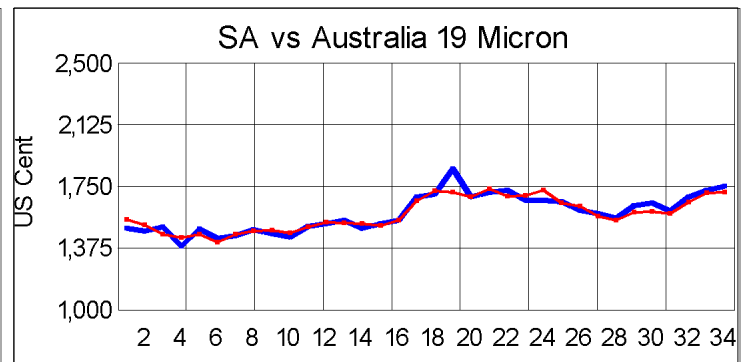
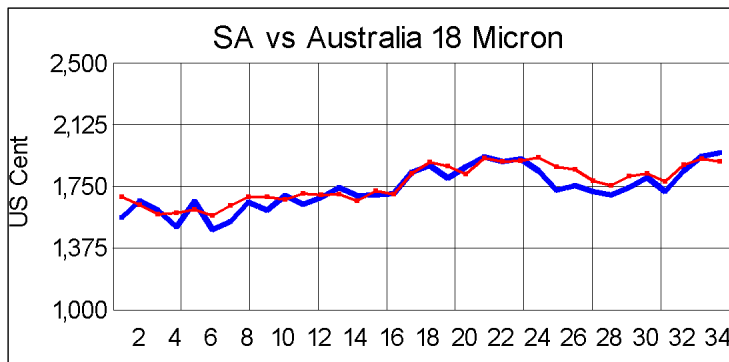
Average Topmaking Styles (AWEX MF6)

Micron	100+mm	90mm	80mm	70mm	60mm	50mm	40mm	30mm	20mm	10mm
18.0										
18.5										
19.0										
19.5										
20.0										
20.5						19974				
21.0					20073					
21.5										
22.0										
22.5										
23.0										
23.5										
24.0										

* Based on a minimum of 3 lots sold per category

Other Selected Types/Qualities

	Long			Medium		
	19μ	20μ	21μ	19μ	20μ	21μ
Good Quality						
Lambswool	21943	20971	21248	19766	19602	19707
Bellies	19993			18005	18770	14798
Locks		17778		15722	15226	
Average Quality						
Lambswool	21648	20857	20495	19086	19102	15499
Bellies	21918		18656	16424	15956	15724
Locks				14485	13957	14395
Inferior Quality						
Fleecewool	21063	20194	19238	19644	19042	19504
Lambswool	21098			19188	14642	
Bellies	21744			17358	17087	13117
Locks				13615	12723	



— SA in USc
— Aus in USc

— SA in USc
— Aus in USc

Market Commentary

WOOL MARKET AT RECORD HIGH

Port Elizabeth - The wool market traded higher today and the Cape Wools Merino Indicator increased by 2,3% and by 476 points to close at a value of R211,99 (Clean). The Australian EMI increased by 0,4% this week. The Cape Wools All Wool Indicator increased by 2,3%.

The wool market ended the season on an all-time record high today. Congratulations to CH Wagenaar who received the seasonal record high price of R230/kg (greasy) for a bale of 16,8 micron wool brokered by BKB. The market was again driven higher by the continued strong demand for quality long and fine wool with local supply limited despite the larger sized auction of which the majority of wool on offer was of medium length and fine. A weaker Rand contributed to the increased returns for producers. The final tally for wool delivered to broker stores is predicted to be well below the previous seasons intake. Hats off to Modiano for buying the most bales on offer amidst fierce rivalry.

This week saw the Rand at R12,76 to the US Dollar and R15,01 to the Euro. The Rand was 1,5% weaker against the US Dollar and 2,9% weaker against the Euro, compared with the average rate at the previous sale. The offering comprised of 10 679 bales of which 99,3% was sold. Major traders were Modiano (3 453), Standard Wool SA (2 776), Tianyu SA (1 782) and Lempriere SA (1 653).

The average clean prices for the selection within the different micron categories for good top-making (MF5), long fleeces were as follows: 18,0 microns increased 0,6% to close at R242,94/kg; 18,5 microns moved 1,3% up to close at R232,65/kg; 19 microns gained 1,9% to close at R219,25/kg; 19,5 microns strengthened by 2,7% to close at R216,88/kg; 20 microns was 2,4% stronger to close at R214,52/kg; 20,5 microns won 2,5% to close at R211,75/kg; 21,0 microns gained 2,7% to close at R213,25/kg; 21,5 microns improved by 2,8% to close at R208,92/kg; 22 microns increased by 2,1% to close at 206,65/kg and 22,5 microns increased by 2,7% to close at R200,85/kg.

The next sale is scheduled for 15 August 2018.