

National Weekly Wool Market Report

Season: 2017/2018

Sale Date: 30 May 2018



CAPE WOOLS SA

Tel: 27-41-4844301
 Fax: 27-41-4846792
 E-mail: stats@capewools.co.za
 Website: www.capewools.co.za

SA Merino Indicator				Buyers			
Indicator Unit	Current Sale	Last Sale	Change	Company	Bales Purchased This Week	% of Purchases	Total Bales Purchased This Season
# SA c/kg	20723	20136	2.9%	Standard Wool SA	1918	33.9%	79403
Ave. to date (17/18)	18525	18456	0.4%	G Modiano SA	1532	27.1%	89383
Ave. to date (16/17)	15594			Tianyu SA	782	13.8%	53314
US c/kg	1648	1596	3.3%	Lempriere SA	697	12.3%	41905
Euro c/kg	1420	1361	4.3%	Stucken & Co	593	10.5%	23924
AWEX EMI	2011	1962	2.5%	Segard Masurel SA	109	1.9%	9719
				H Dawson Sons & Co			
				New England Wool SA			2468

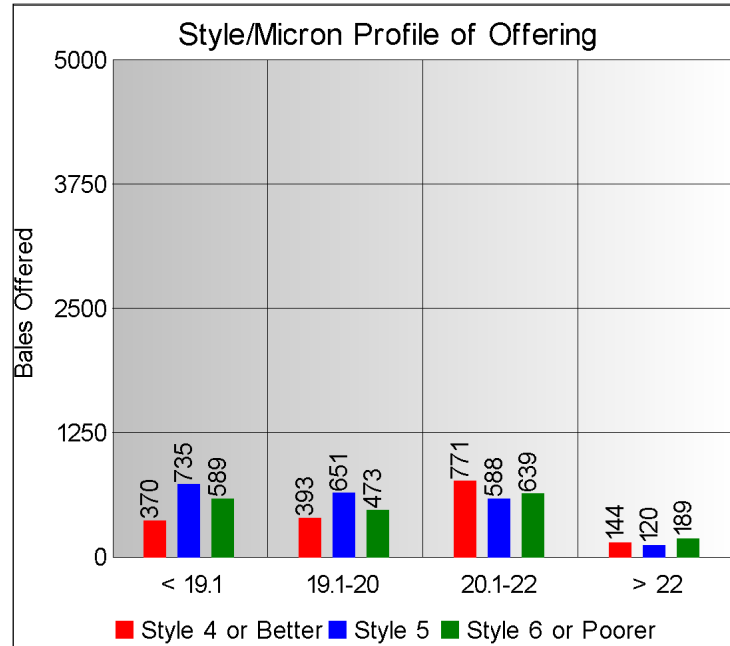
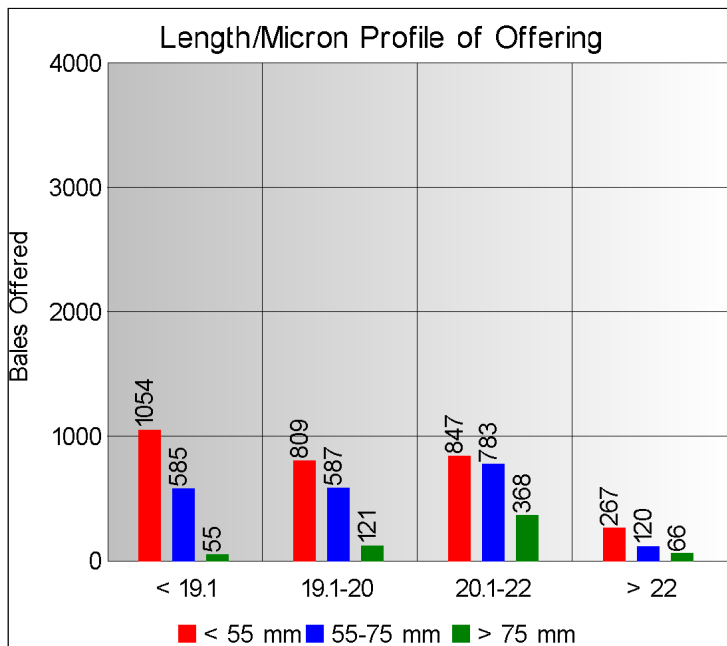
Exchange Rates			
Currency Unit	This Week	Previous Week	% Change
R/USD	12.5727	12.6136	0.3%
R/Euro	14.5899	14.7919	1.4%
R/AUD	9.4671	9.5073	0.4%
USD/AUD	0.7532	0.7536	0.1%

Analysis of Offerings by Broker This Week (Bales)

Broker	Merino Fleeces	Merino Bellies	Merino Lambs	Merino Backs	Merino Locks	* Other	Total	% Sold
BKB	1827	334	324	0	259	650	3394	99.4%
CMW	1192	225	231	115	189	300	2252	99.6%
MAS	0	0	0	0	0	0	0	
QWB	0	0	0	0	0	16	16	100.0%
SBL	0	0	0	0	0	0	0	
VLW	0	0	0	0	0	0	0	
Total	3019	559	555	115	448	966	5662	99.5%

SA Merino Indicator includes Merino types comparable to international indicators.
 ## Cape Wools All Wool Indicator, includes all white wool sold at auction.

* crossbred, coarse and coloured, inferior



* Seasonal Receipts Declared

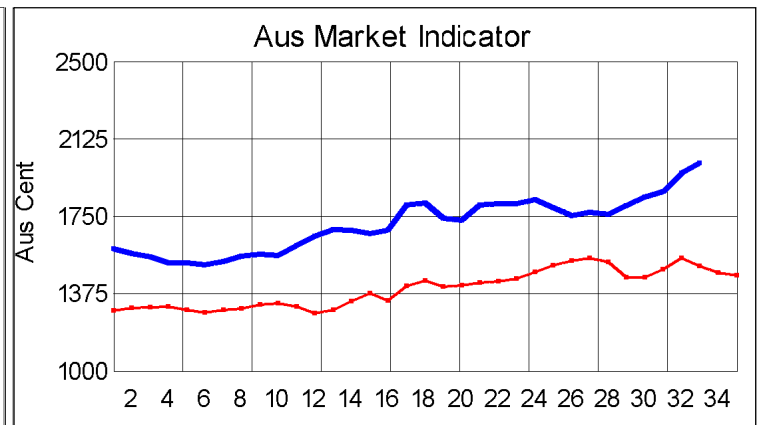
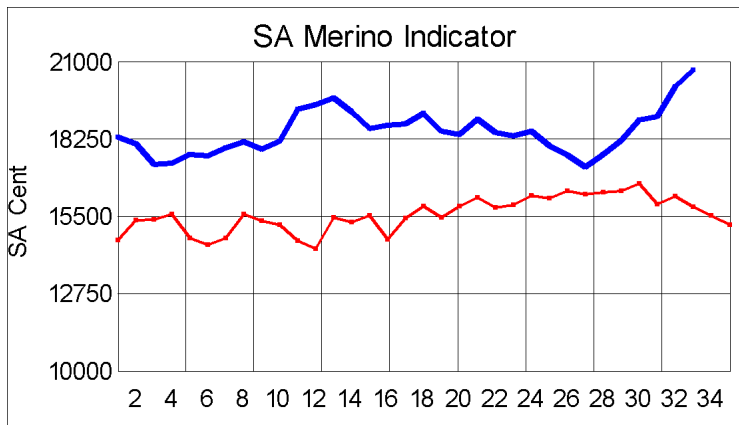
2017/18 Declared Receipts : 06 May 2018

47,023,354.4

2017/18 Declared Receipts : 27 May 2018

49,092,256.2

Percentage Change (Year-on-Year) : -6.04



Current Season — Previous Season —

Average Fleece Wool Prices (c/kg. clean)
Spinners and Good Topmaking Styles (AWEX Types MF4 and MF5)

Micron	100+mm	90mm	80mm	70mm	60mm	50mm	40mm	30mm	20mm	10mm
18.0				23765	23132	21643				
18.5			22996	22478	21603	20964	20424			
19.0			21999	21958	20752	20230	18973			
19.5			21639	21558	20644	20123	18630			
20.0			21389	21170	20040	19298	17820			
20.5			21143	20916	20315	19330	17080			
21.0			21213	21051	20346	18602	16498			
21.5				20807	19739	18138	16825			
22.0				20754	20124	18596	16477			
22.5										
23.0										
23.5										
24.0										

* Based on a minimum of 3 lots sold per category

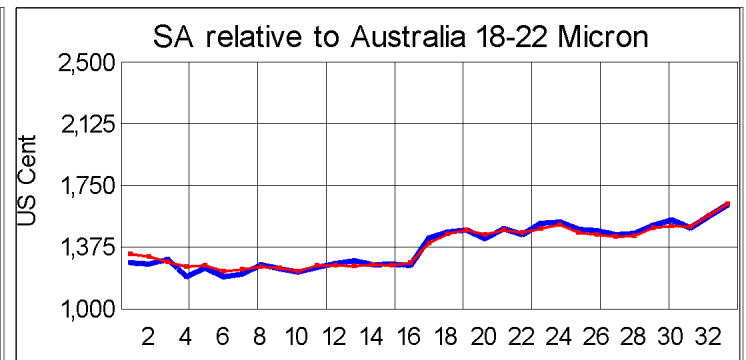
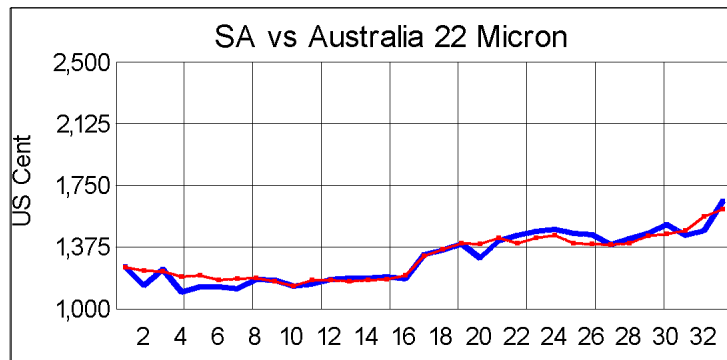
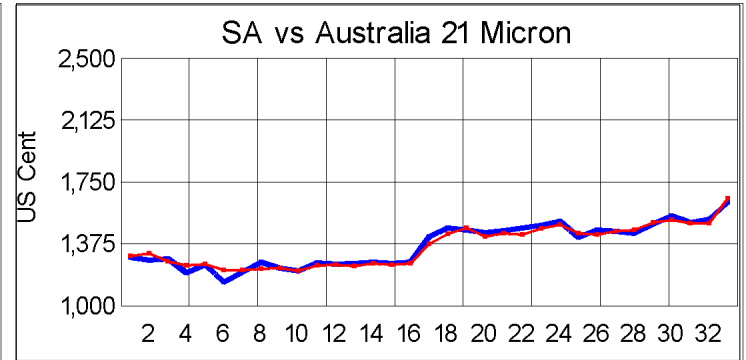
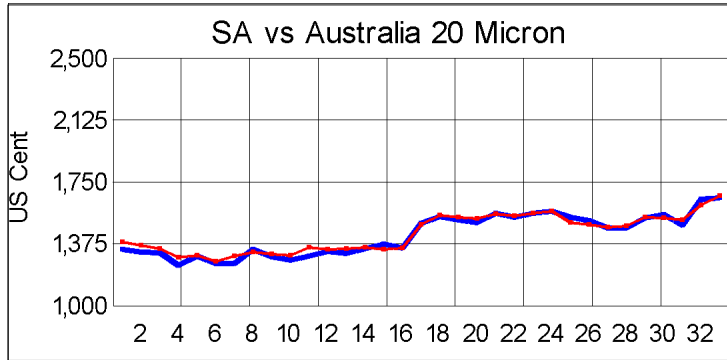
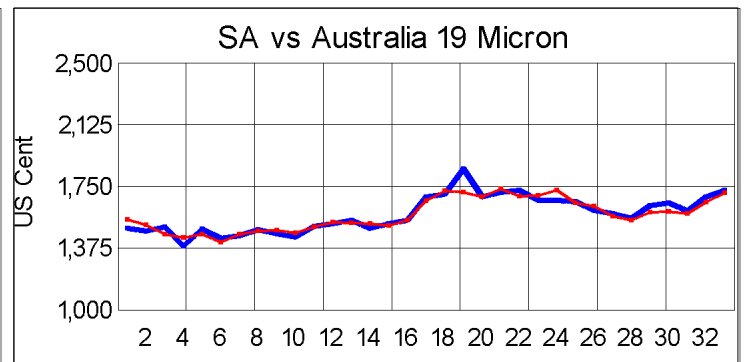
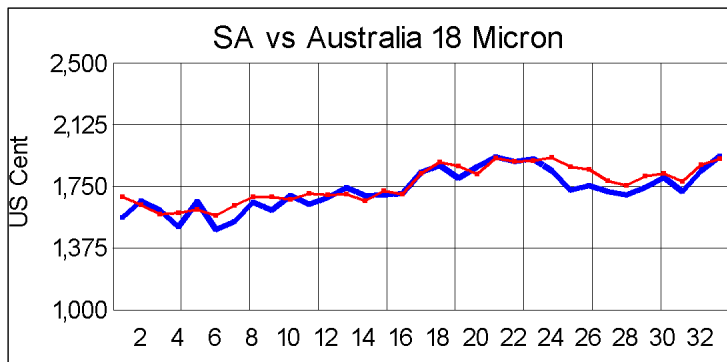
Average Topmaking Styles (AWEX MF6)

Micron	100+mm	90mm	80mm	70mm	60mm	50mm	40mm	30mm	20mm	10mm
18.0										
18.5										
19.0										
19.5										
20.0						19166				
20.5					19121		17237			
21.0										
21.5										
22.0										
22.5										
23.0										
23.5										
24.0										

* Based on a minimum of 3 lots sold per category

Other Selected Types/Qualities

	Long			Medium		
	19μ	20μ	21μ	19μ	20μ	21μ
Good Quality						
Lambswool	21469	20757	20955	19146	18304	
Bellies	20054			17819	16685	15305
Locks				16327	17300	
Average Quality						
Lambswool	21670	20583	19137	18496	16298	13632
Bellies	21378	18433		16095	15648	15181
Locks				14824	14952	13503
Inferior Quality						
Fleecewool	20112	17984				16411
Lambswool	21336	20325		20056		
Bellies	19104			16409	16734	15016
Locks				13820	11382	



— SA in USc
— Aus in USc

— SA in USc
— Aus in USc

Market Commentary

WOOL MARKET 2,9% HIGHER

Port Elizabeth - The wool market traded higher today and the Cape Wools Merino Indicator increased by 2,9% and by 587 points to close at a value of R207,23 (Clean). The Australian EMI increased by 2,5% this week. The Cape Wools All Wool Indicator increased by 3,0%.

The wool market continued its excellent performance and again traded at record levels driven by the strong demand for quality long and fine wool. This was a smaller sized auction of which the majority of wool on offer was of medium length with fibre diameter testing mostly medium and fine. A weaker Rand contributed to the increased returns for producers. The wool deliveries to broker stores are tapering off as the season nears its close next week and wool receipts are predicted to end well below the previous seasons intake.

Competition between buyers was fierce with Standard Wool SA buying the most bales on offer.

This week saw the Rand at R12,57 to the US Dollar and R14,59 to the Euro. The Rand was 0,3% stronger against the US Dollar and 1,4% stronger against the Euro, compared with the average rate at the previous sale. The offering comprised of 5 662 bales of which 99,5% was sold. Major traders were Standard Wool SA (1 918), Modiano (1 532), Tianyu SA (782) and Lempriere SA (697).

The average clean prices for the selection within the different micron categories for good top-making (MF5), long fleeces were as follows: 18,0 microns increased 1,7% to close at R241,47/kg; 18,5 microns moved 2,3% up to close at R229,60/kg; 19 microns gained 2,9% to close at R215,24/kg; 19,5 microns strengthened by 3,6% to close at R211,27/kg; 20 microns was 3,1% stronger to close at R209,57/kg; 20,5 microns increased by 2,8% to close at R206,52/kg; 21,0 microns gained 3,1% to close at R207,60/kg; 21,5 microns improved by 2,8% to close at R203,25/kg; 22 microns rose 2,7% to close at 202,35/kg and 22,5 microns gained 2,9% to close at R195,64/kg.

The next sale is scheduled for 06 June 2018 where approximately ± 10 359 bales will be on offer.