

National Weekly Wool Market Report

Season: 2017/2018

Sale Date: 25 April 2018



CAPE WOOLS SA

Tel: 27-41-4844301
 Fax: 27-41-4846792
 E-mail: stats@capewools.co.za
 Website: www.capewools.co.za

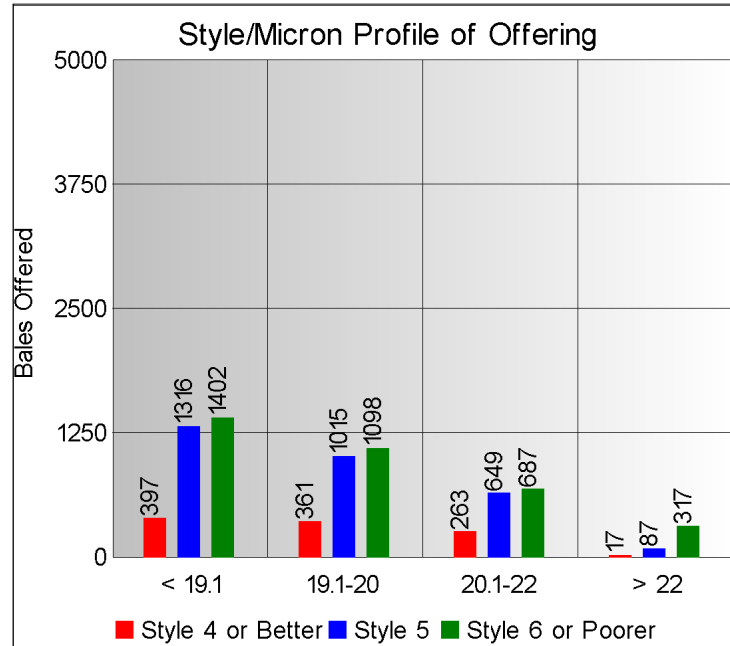
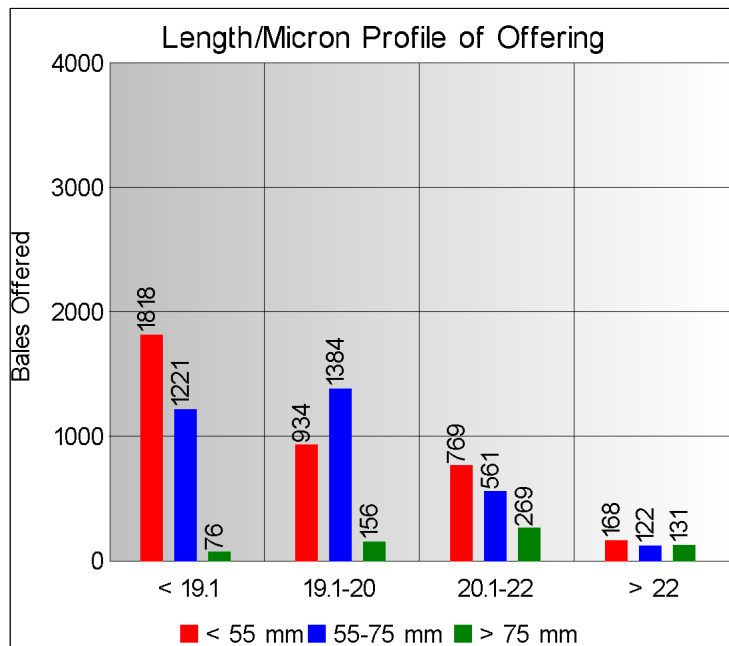
SA Merino Indicator				Buyers			
Indicator Unit	Current Sale	Last Sale	Change	Company	Bales Purchased This Week	% of Purchases	Total Bales Purchased This Season
# SA c/kg	18954	18213	4.1%	G Modiano SA	2557	33.6%	84177
Ave. to date (17/18)	18380	18360	0.1%	Standard Wool SA	2397	31.5%	72097
Ave. to date (16/17)	15552			Tianyu SA	1329	17.5%	49410
US c/kg	1526	1520	0.4%	Lempriere SA	518	6.8%	38765
Euro c/kg	1251	1229	1.8%	Stucken & Co	476	6.3%	21675
AWEX EMI	1847	1805	2.3%	Segard Masurel SA	195	2.6%	9335
Exchange Rates				New England Wool SA	30	0.4%	2459
Currency Unit	This Week	Previous Week	% Change	H Dawson Sons & Co			
R/USD	12.4242	11.9800	-3.7%				
R/Euro	15.1498	14.8196	-2.2%				
R/AUD	9.4013	9.2947	-1.1%				
USD/AUD	0.7565	0.7758	2.5%				

Analysis of Offerings by Broker This Week (Bales)

Broker	Merino Fleeces	Merino Bellies	Merino Lambs	Merino Backs	Merino Locks	* Other	Total	% Sold
BKB	2740	415	375	0	364	527	4421	98.3%
CMW	903	303	342	100	110	273	2031	98.5%
JLW	85	15	25	0	12	18	155	100.0%
MAS	345	69	49	0	47	75	585	100.0%
QWB	0	0	0	0	0	0	0	
SBL	63	6	15	0	2	8	94	100.0%
VLW	179	36	42	0	32	34	323	100.0%
Total	4315	844	848	100	567	935	7609	98.6%

SA Merino Indicator includes Merino types comparable to international indicators.
 ## Cape Wools All Wool Indicator, includes all white wool sold at auction.

* crossbred, coarse and coloured, inferior



* Seasonal Receipts Declared

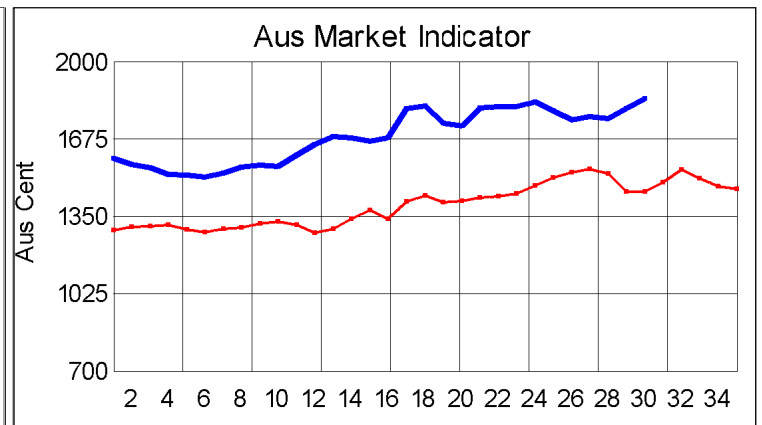
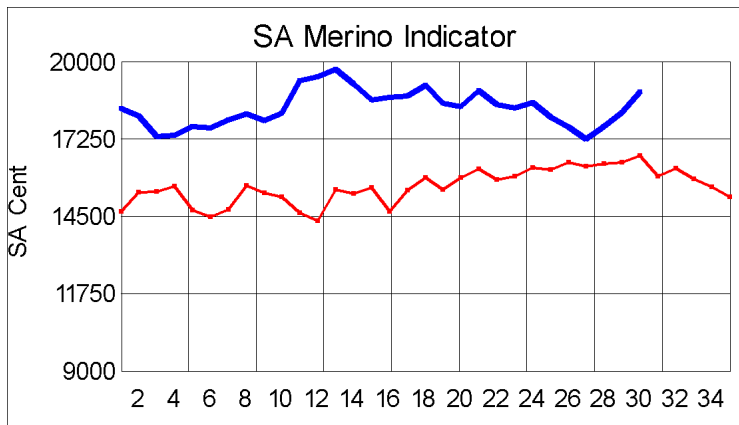
2017/18 Declared Receipts : 01 April 2018

44,086,384.8

2017/18 Declared Receipts : 22 April 2018

45,778,384.3

Percentage Change (Year-on-Year) : -5.67



Current Season █ Previous Season █

Average Fleece Wool Prices (c/kg. clean)
Spinners and Good Topmaking Styles (AWEX Types MF4 and MF5)

Micron	100+mm	90mm	80mm	70mm	60mm	50mm	40mm	30mm	20mm	10mm
18.0				21835	20999	20331	20041			
18.5				20571	20249	19647	18519			
19.0			20378	19513	19512	18879	18329			
19.5			19629	19428	19250	18342	17630			
20.0				19002	18937	17562	16946			
20.5				19009	18548	17405	16072			
21.0				19107	18201	16996				
21.5				18966			14309			
22.0							14381			
22.5										
23.0										
23.5										
24.0										

* Based on a minimum of 3 lots sold per category

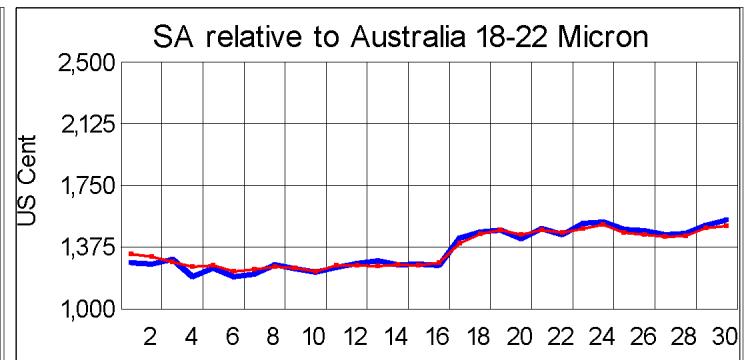
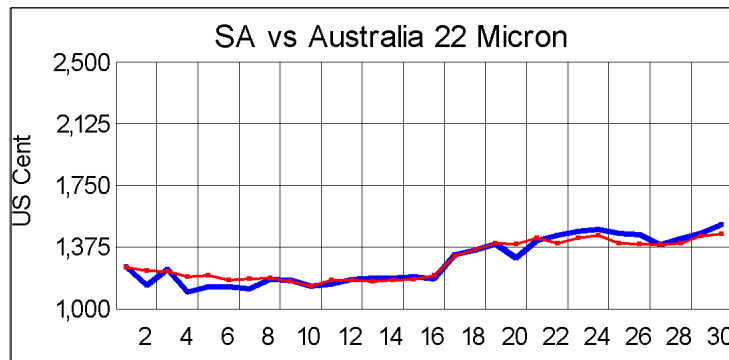
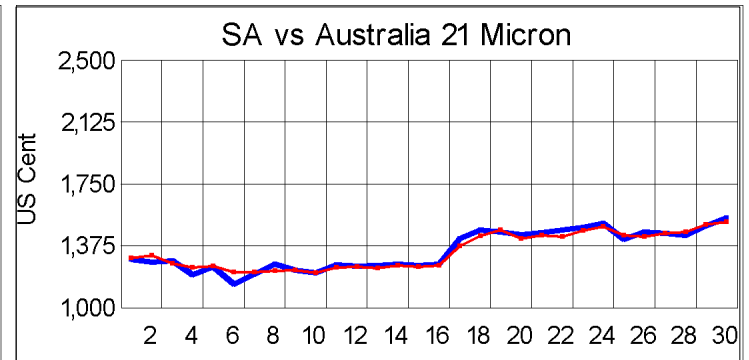
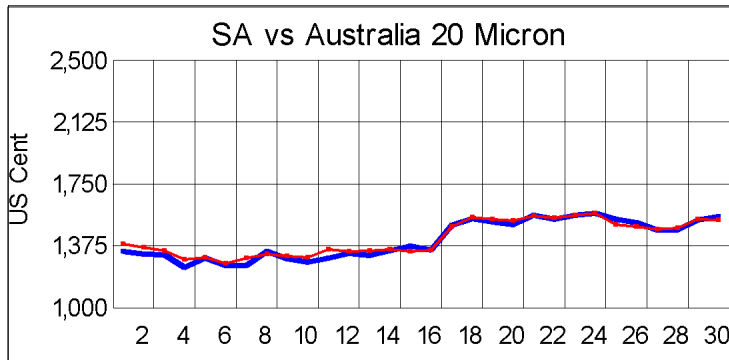
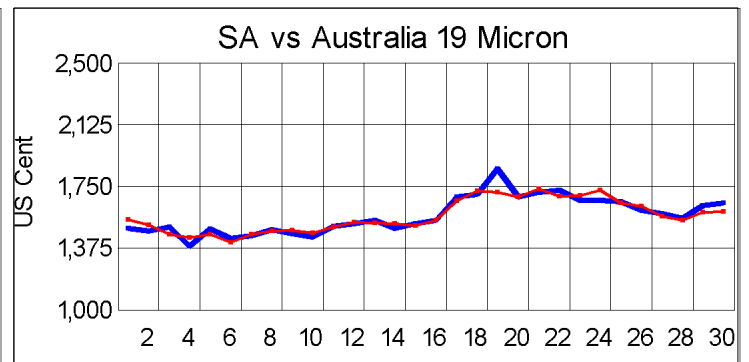
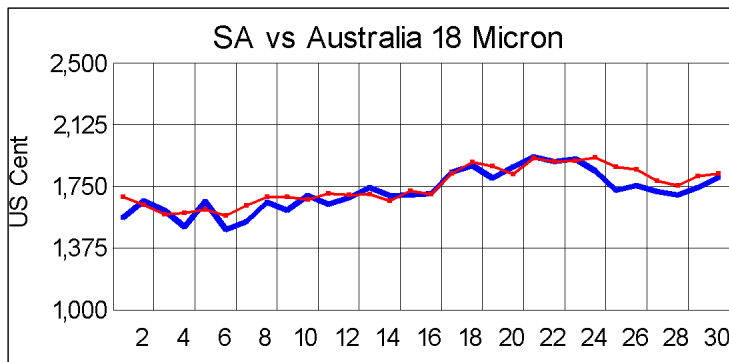
Average Topmaking Styles (AWEX MF6)

Micron	100+mm	90mm	80mm	70mm	60mm	50mm	40mm	30mm	20mm	10mm
18.0										
18.5										
19.0										
19.5				18975			17405			
20.0										
20.5										
21.0										
21.5										
22.0										
22.5										
23.0										
23.5										
24.0										

* Based on a minimum of 3 lots sold per category

Other Selected Types/Qualities

	Long			Medium		
	19μ	20μ	21μ	19μ	20μ	21μ
Good Quality						
Lambswool	19594	18885	17554	17815	15849	
Bellies	18729			18530	16329	12999
Locks				17358		
Average Quality						
Lambswool	19482		17536	18335	17371	16981
Bellies	18474			17217	14707	14196
Locks				13959	12930	
Inferior Quality						
Fleecewool	19004	18354	17644	18121		14376
Lambswool	19223			18562		
Bellies				15666	15838	13251
Locks				11411	12357	11277



— SA in USc
— Aus in USc

— SA in USc
— Aus in USc

Market Commentary

WOOL MARKET 4,1% HIGHER

Port Elizabeth - The wool market traded higher today and the Cape Wools Merino Indicator increased by 4,1% and by 741 points to close at a value of R189,54 (Clean). The Australian EMI increased by 2,3% this week. The Cape Wools All Wool Indicator increased by 4,6%.

The wool market maintained its strong performance and closed firmer due primarily to the continued excellent demand for quality long and fine wool. This was another smaller sized auction of which the majority of wool on offer was of medium length and tested fine. The weaker Rand increased producer returns and is a welcome relief given the reduced seasonal deliveries to broker stores which remain lower to the previous season to date.

Competition between buyers was good with Modiano buying the most bales on offer.

This week saw the Rand at R12,42 to the US Dollar and R15,15 to the Euro. The Rand was 3,7% weaker against the US Dollar and 2,2% weaker against the Euro, compared with the average rate at the previous sale. The offering comprised of 7 609 bales of which 98,6% was sold. Major traders were Modiano (2 557), Standard Wool SA (2 397), Tianyu SA (1 329) and Lempriere SA (518).

The average clean prices for the selection within the different micron categories for good top-making (MF5), long fleeces were as follows: 18,0 microns increased 4,6% to close at R227,61/kg; 18,5 microns moved 4,6% up to close at R215,75/kg; 19 microns gained 4,0% to close at R198,67/kg; 19,5 microns strengthened by 3,6% to close at R192,37/kg; 20 microns was 3,7% stronger to close at R190,84/kg; 20,5 microns won 4,5% to close at R189,13/kg; 21,0 microns rose 4,9% to close at R189,34/kg; 21,5 microns improved by 5,6% to close at R183,97/kg; 22 microns rose 4,6% to close at R181,19/kg and 22,5 microns gained by 4,6% to close at R175,69/kg.

The next sale is scheduled for 09 May 2018 where approximately ± 7 482 bales will be on sale.

*The detailed Seasonal Receipts Declared Report can be viewed at www.capewools.co.za