

National Weekly Wool Market Report

Season: 2017/2018

Sale Date: 27 & 28 March 2018



CAPE WOOLS SA

Tel: 27-41-4844301
 Fax: 27-41-4846792
 E-mail: stats@capewools.co.za
 Website: www.capewools.co.za

SA Merino Indicator				Buyers			
Indicator Unit	Current Sale	Last Sale	Change	Company	Bales Purchased This Week	% of Purchases	Total Bales Purchased This Season
# SA c/kg	17264	17702	-2.5%	G Modiano SA	4546	36.7%	76295
Ave. to date (17/18)	18389	18433	-0.2%	Standard Wool SA	3455	27.9%	64554
Ave. to date (16/17)	15447			Tianyu SA	1802	14.5%	45054
US c/kg	1477	1505	-1.9%	Lempriere SA	1442	11.6%	35821
Euro c/kg	1192	1215	-1.9%	Stucken & Co	680	5.5%	20030
AWEX EMI	1772	1758	0.8%	Segard Masurel SA	93	0.8%	8656
				New England Wool SA	70	0.6%	2192
				H Dawson Sons & Co			

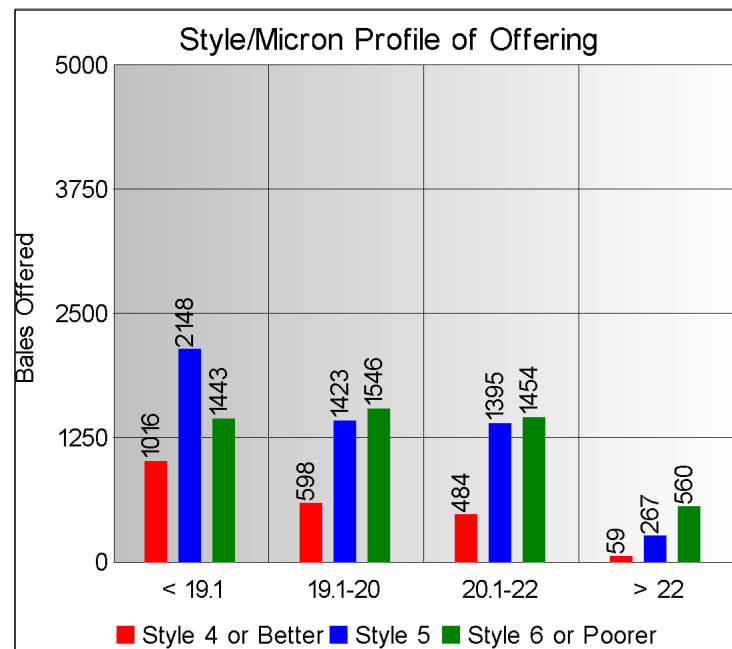
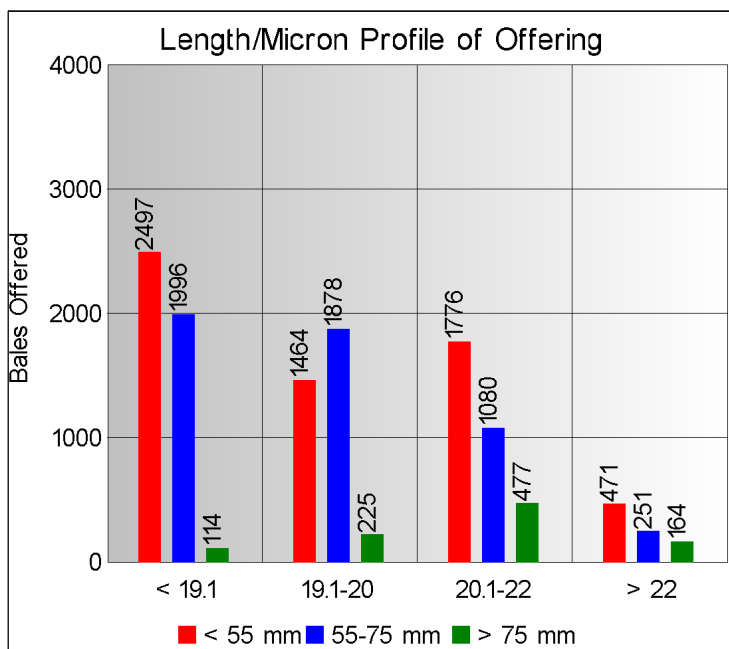
Exchange Rates			
Currency Unit	This Week	Previous Week	% Change
R/USD	11.6905	11.7635	0.6%
R/Euro	14.4874	14.5670	0.5%
R/AUD	8.9721	9.2812	3.3%
USD/AUD	0.7672	0.7893	2.8%

Analysis of Offerings by Broker This Week (Bales)

Broker	Merino Fleeces	Merino Bellies	Merino Lambs	Merino Backs	Merino Locks	* Other	Total	% Sold
BKB	4952	771	670	0	528	887	7808	96.7%
CMW	1751	294	460	157	185	376	3223	99.1%
JLW	128	17	15	0	16	18	194	100.0%
MAS	420	43	84	0	39	41	627	97.9%
QWB	275	30	46	0	26	36	413	99.5%
SBL	34	4	8	0	4	9	59	100.0%
VLW	45	10	8	0	5	1	69	95.7%
Total	7605	1169	1291	157	803	1368	12393	97.5%

SA Merino Indicator includes Merino types comparable to international indicators.
 ## Cape Wools All Wool Indicator, includes all white wool sold at auction.

* crossbred, coarse and coloured, inferior



* Seasonal Receipts Declared

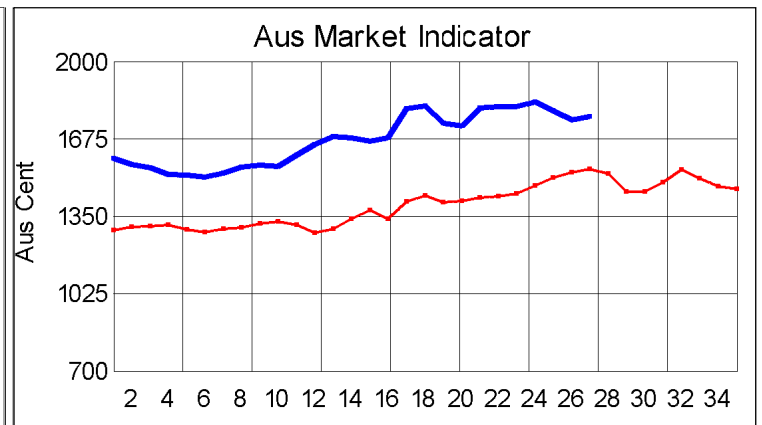
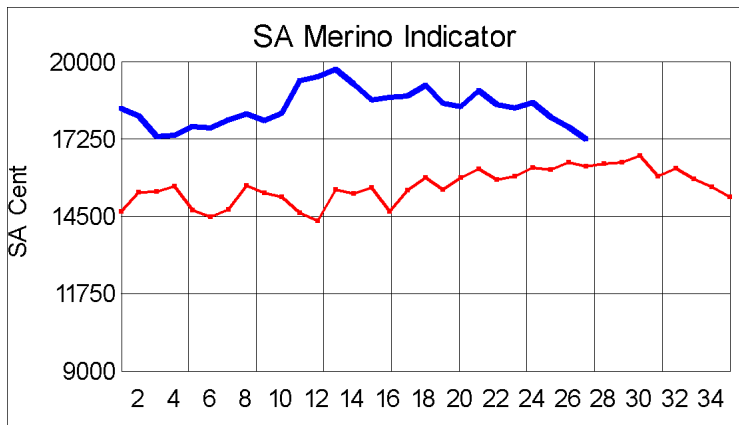
2017/18 Declared Receipts : 04 March 2018

40,253,911.6

2017/18 Declared Receipts : 11 March 2018

42,388,924.4

Percentage Change (Year-on-Year) : -6.48



Current Season — Previous Season —

Average Fleece Wool Prices (c/kg. clean)
Spinners and Good Topmaking Styles (AWEX Types MF4 and MF5)

Micron	100+mm	90mm	80mm	70mm	60mm	50mm	40mm	30mm	20mm	10mm
18.0				20852	19477	18910	18452			
18.5			19214	19459	18478	17944	17380			
19.0			18735	18342	17721	17255	16453	14414		
19.5			17848	17745	17279	16781	15981			
20.0			17573	17417	16753	16078	15600			
20.5			17372	17110	16640	15864	15098			
21.0				16872	16177	15543	14601			
21.5			16262	16426	16493	15651	14000			
22.0					16113	15313				
22.5										
23.0				16029						
23.5										
24.0										

* Based on a minimum of 3 lots sold per category

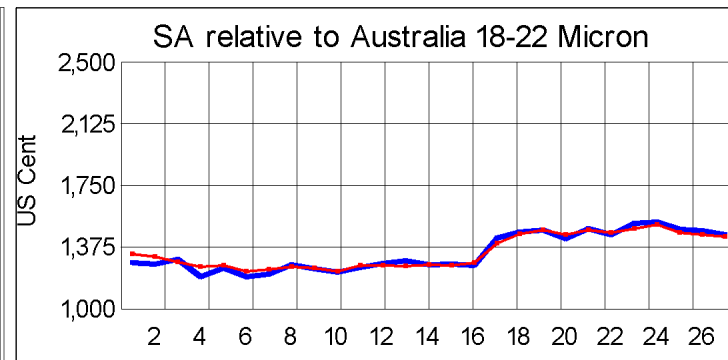
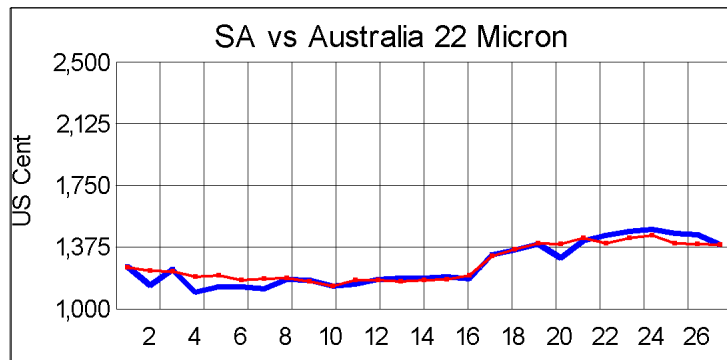
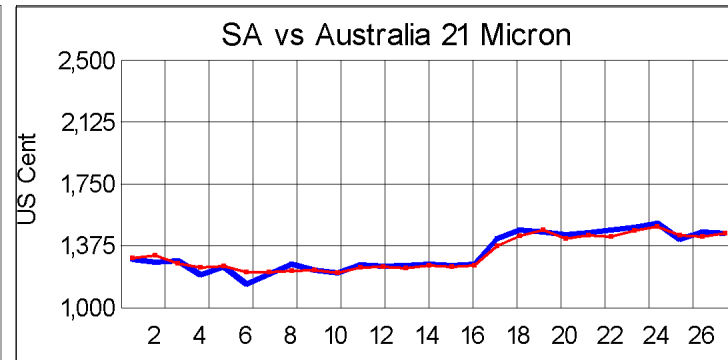
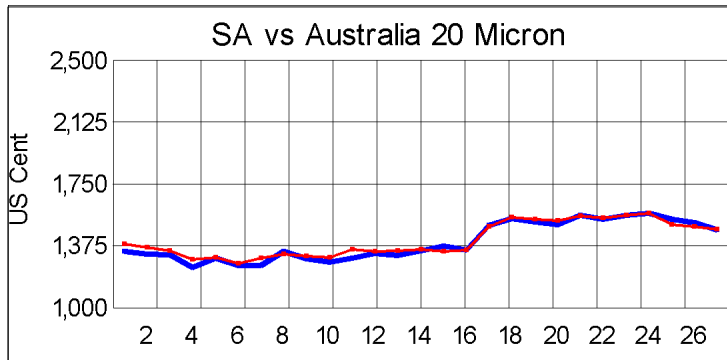
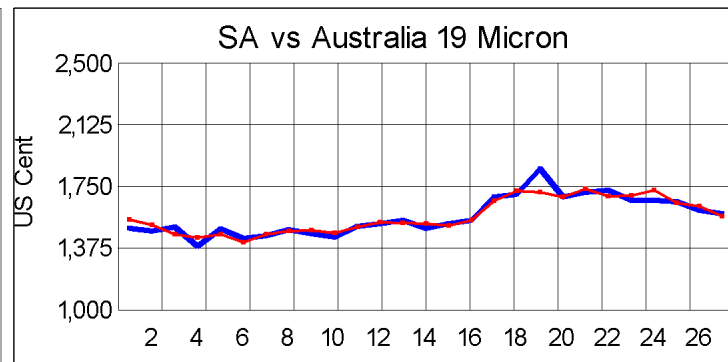
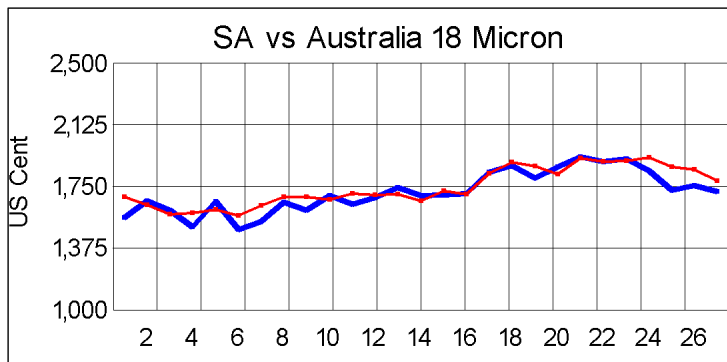
Average Topmaking Styles (AWEX MF6)

Micron	100+mm	90mm	80mm	70mm	60mm	50mm	40mm	30mm	20mm	10mm
18.0										
18.5										
19.0										
19.5				16994			15840			
20.0				16004	16550	15665	15053			
20.5						15255	14416			
21.0				16099						
21.5						14689	12534			
22.0										
22.5										
23.0										
23.5										
24.0										

* Based on a minimum of 3 lots sold per category

Other Selected Types/Qualities

	Long			Medium		
	19μ	20μ	21μ	19μ	20μ	21μ
Good Quality						
Lambswool	17943	17361		16562	15467	
Bellies	16573	15999		15431	15303	13860
Locks				15961	14348	
Average Quality						
Lambswool	18681	15688		15759	15186	
Bellies	16275	16493	15004	15404	14156	12425
Locks				13615	12419	11090
Inferior Quality						
Fleecewool	17384	16770	16239	16884	15279	13816
Lambswool	16173			17366		
Bellies		15394		15021	14778	15013
Locks				11416	11859	



— SA in USc
— Aus in USc

— SA in USc
— Aus in USc

Market Commentary

WOOL MARKET 2,5% LOWER

Port Elizabeth - The wool market traded lower today and the Cape Wools Merino Indicator decreased by 2,5% and by 438 points to close at a value of R172,64 (Clean). The Australian EMI decreased by 0,8% this week. The Cape Wools All Wool Indicator decreased by 2,9%.

The wool market traded softer and the recent steady decline continued which affected all types across the board. The demand for quality long and fine wool remains strong. This was a large auction however seasonal deliveries still significantly lag the previous season to date which is a concern. The stronger Rand was reflected in the decline. Competition between buyers was good with Modiano buying the most bales on offer.

This week saw the Rand at R11,69 to the US Dollar and R14,49 to the Euro. The Rand was 0,6% stronger against the US Dollar and 0,5% stronger against the Euro, compared with the average rate at the previous sale. The offering comprised of 12 393 bales of which 97,5% was sold. Major traders were Modiano (4 546), Standard Wool SA (3 455), Tianyu SA (1 802), and Lempriere SA (1 442).

The average clean prices for the selection within the different micron categories for good top-making (MF5), long fleeces were as follows: 18,0 microns decreased 4,4% to close at R208,74/kg; 18,5 microns moved 4,0% down to close at R197,18/kg; 19 microns lost 4,3% to close at R183,79/kg; 19,5 microns weakened by 1,3% to close at R177,64/kg; 20 microns was 1,6% weaker to close at R172,72/kg; 20,5 microns lost 2,1% to close at R169,76/kg; 21,0 microns lost 0,9% to close at R169,79/kg; 21,5 microns decreased by 2,4% to close at R163,80/kg; 22 microns decreased by 0,9% to close at R162,78/kg and 22,5 microns declined by 1,8% to close at R156,96/kg.

The next sale is scheduled for 11 April 2018 where approximately ± 10 620 bales will be on sale.

*The detailed Seasonal Receivals Declared Report can be viewed at www.capewools.co.za