

National Weekly Wool Market Report

Season: 2017/2018

Sale Date: 21 & 22 November 2017



CAPE WOOLS SA

Tel: 27-41-4844301
 Fax: 27-41-4846792
 E-mail: stats@capewools.co.za
 Website: www.capewools.co.za

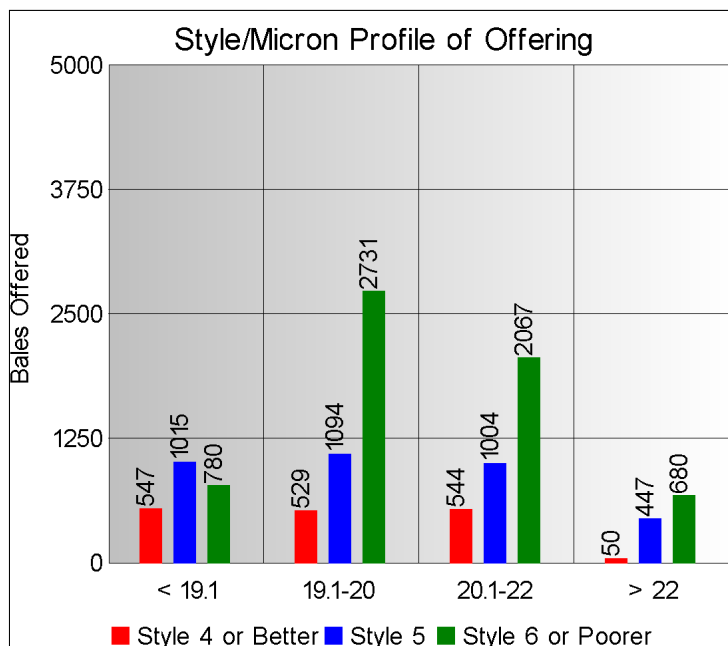
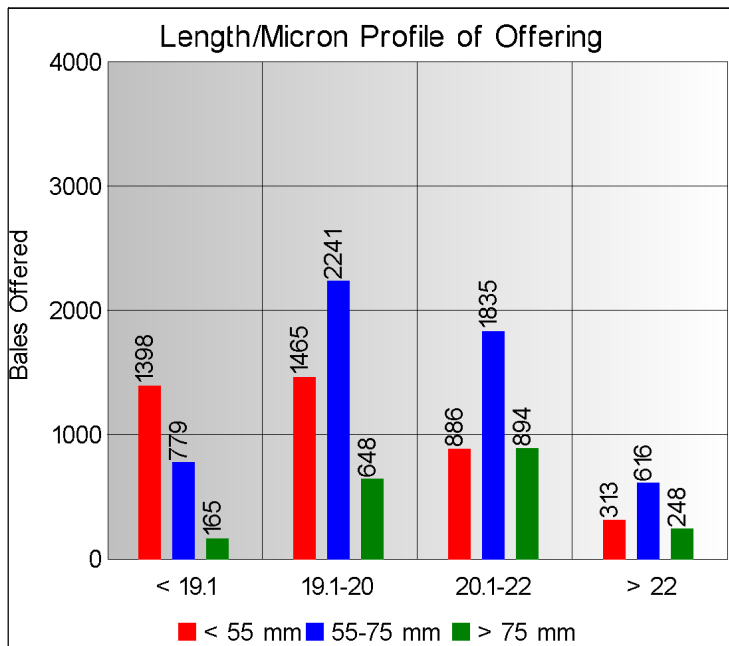
SA Merino Indicator				Buyers			
Indicator Unit	Current Sale	Last Sale	Change	Company	Bales Purchased This Week	% of Purchases	Total Bales Purchased This Season
# SA c/kg	19235	19743	-2.6%	G Modiano SA	4194	36.5%	39660
Ave. to date (17/18)	18335	18265	0.4%	Standard Wool SA	2913	25.4%	33291
Ave. to date (16/17)	15073			Tianyu SA	1677	14.6%	23477
US c/kg	1380	1374	0.5%	Lempriere SA	1519	13.2%	17120
Euro c/kg	1174	1161	1.1%	Stucken & Co	967	8.4%	9161
AWEX EMI	1684	1689	-0.3%	Segard Masurel SA	55	0.5%	5660
Exchange Rates				New England Wool SA	3	0.0%	1350
Currency Unit	This Week	Previous Week	% Change	H Dawson Sons & Co			
R/USD	13.9398	14.3718	3.0%				
R/Euro	16.3832	17.0040	3.7%				
R/AUD	10.5686	10.9115	3.1%				
USD/AUD	0.7583	0.7596	0.2%				

Analysis of Offerings by Broker This Week (Bales)

Broker	Merino Fleeces	Merino Bellies	Merino Lambs	Merino Backs	Merino Locks	* Other	Total	% Sold
BKB	5614	815	653	0	372	985	8439	98.3%
CMW	1570	256	265	320	214	424	3049	99.4%
MAS	0	0	0	0	0	0	0	
QWB	0	0	0	0	0	0	0	
SBL	0	0	0	0	0	0	0	
VLW	0	0	0	0	0	0	0	
Total	7184	1071	918	320	586	1409	11488	98.6%

SA Merino Indicator includes Merino types comparable to international indicators.
 ## Cape Wools All Wool Indicator, includes all white wool sold at auction.

* crossbred, coarse and coloured, inferior

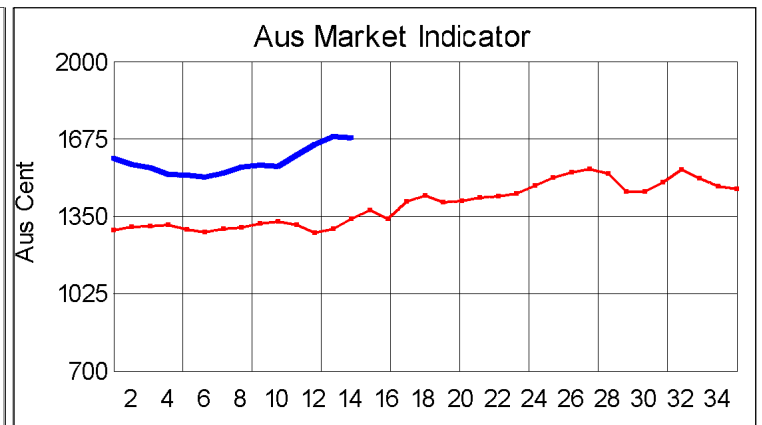
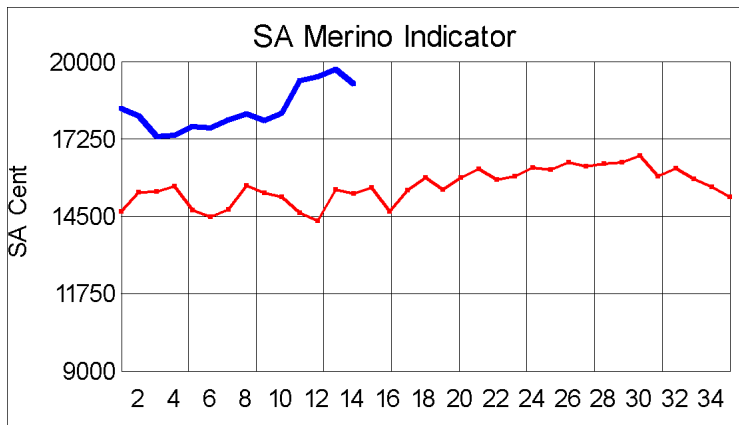


* Seasonal Receipts Declared

2017/18 Declared Receipts : 29 October 2017
 2017/18 Declared Receipts : 19 November 2017

19,577,464.6
 24,586,556.3

Percentage Change (Year-on-Year) : - 6.87



Current Season █ Previous Season █

**Average Fleece Wool Prices (c/kg. clean)
Spinners and Good Topmaking Styles (AWEX Types MF4 and MF5)**

Micron	100+mm	90mm	80mm	70mm	60mm	50mm	40mm	30mm	20mm	10mm
18.0			23956	24039	23156	22345	21434			
18.5			23313	22580	21825	21445	20376			
19.0			21596	21618	20861	20597	19973			
19.5			20321	20550	20164	19505	18845			
20.0			19200	19138	19021	18556				
20.5			18293	18213	18048	17780	16981			
21.0			17584	17692	17382	16954				
21.5			17158	17189		16335				
22.0			16356	16675	16320					
22.5			16146							
23.0										
23.5										
24.0										

* Based on a minimum of 3 lots sold per category

Average Topmaking Styles (AWEX MF6)

Micron	100+mm	90mm	80mm	70mm	60mm	50mm	40mm	30mm	20mm	10mm
18.0										
18.5										
19.0										
19.5					19154					
20.0						17843				
20.5				17236						
21.0										
21.5										
22.0										
22.5										
23.0										
23.5										
24.0										

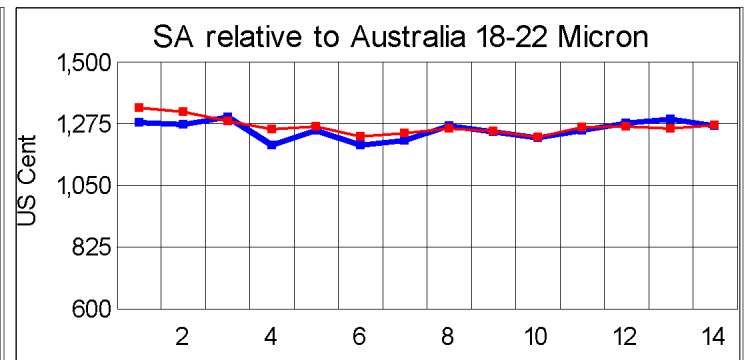
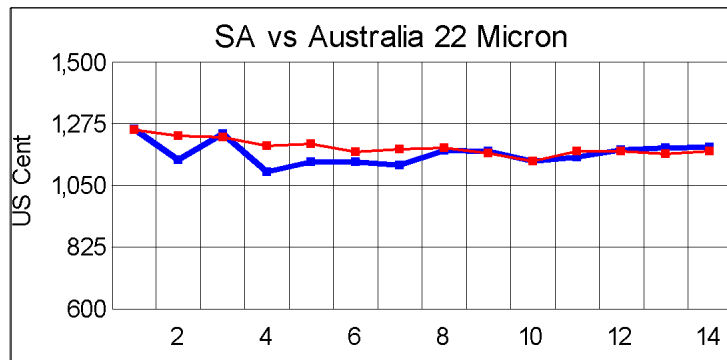
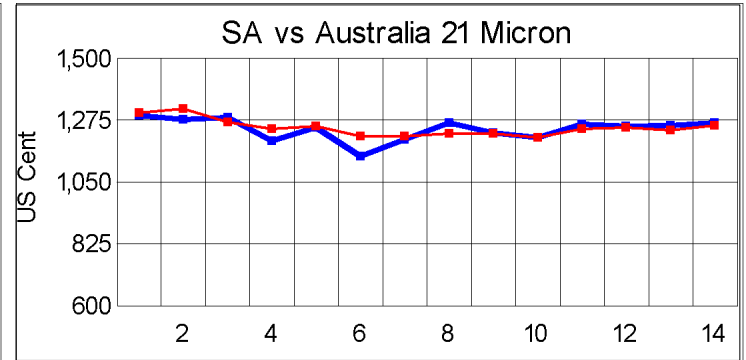
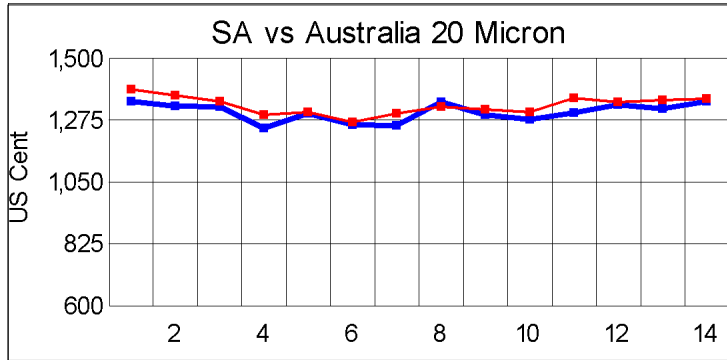
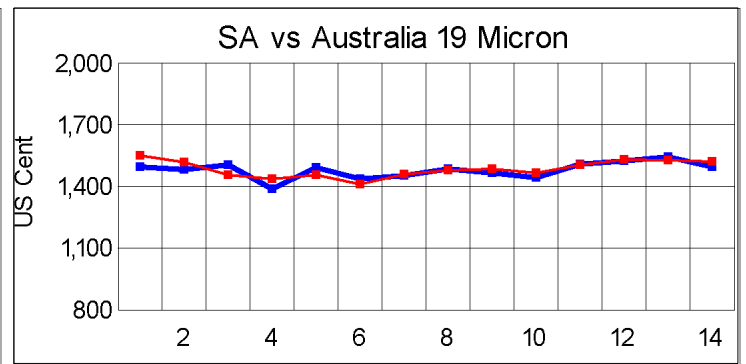
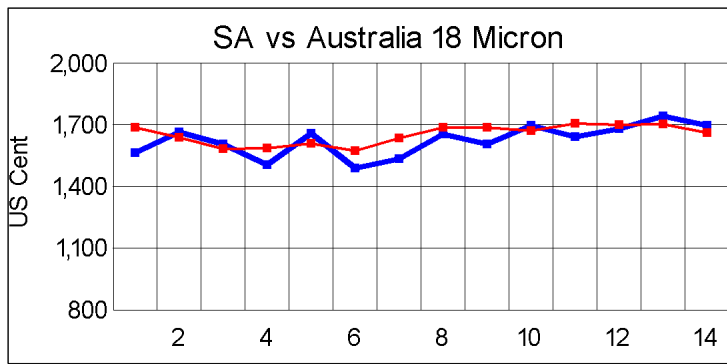
* Based on a minimum of 3 lots sold per category

Other Selected Types/Qualities

Long

Medium

	19μ	20μ	21μ	19μ	20μ	21μ
Good Quality						
Lambswool	21028	19761		18624	18349	16655
Bellies		18811		18680	16920	
Locks				18620		15332
Average Quality						
Lambswool	19767			18439	16019	14249
Bellies	20260	18094	15923	17983	16611	16698
Locks				16275	15556	13632
Inferior Quality						
Fleecewool	19857	18204	16710	18819	18782	16284
Lambswool			15739		17556	
Bellies	18814	18584	16935	18006	17235	13613
Locks				13325	13283	12546



— SA in USc
— Aus in USc

— SA in USc
— Aus in USc

Market Commentary

WOOL MARKET 2,6% LOWER

Port Elizabeth - The wool market traded lower today and the Cape Wools Merino Indicator decreased by 2,6% and by 508 points to close at a value of R192,35 (Clean). The Australian EMI lost 0,3% this week. The Cape Wools All Wool Indicator declined by 2,8%.

There was solid demand for good quality fine wool yet buyers were reticent to over-extend at these high levels and the strengthening Rand also contributed to the market decline. The offering was evenly spread with the bulk testing 20 micron and finer. Larger seasonal offerings will continue as the season unfolds, yet a smaller drought reduced clip is expected.

Competition between buyers was intense with Modiano buying by far the largest volume of bales.

This week saw the Rand at R13,94 to the US Dollar and R16,38 to the Euro. The Rand was 3,0% stronger against the US Dollar and 3,7% stronger against the Euro, compared with the average rate at the previous sale. The offering comprised of 11 488 bales of which 98,6% was sold. Major traders were Modiano (4 194), Standard Wool SA (2 913), Tianyu SA (1 677) and Lempriere SA (1 519).

The average clean prices for the selection within the different micron categories for good top-making (MF5), long fleeces were as follows: 18,0 microns decreased 5,3% to close at R232,12/kg; 18,5 microns moved 2,9% down to close at R226,60/kg; 19 microns lost 3,3% to close at R212,56/kg; 19,5 microns weakened by 1,7% to close at R202,85/kg; 20 microns was unchanged to close at R193,89/kg; 20,5 microns was unchanged at R183,91/kg; 21,0 microns lost 1,6% to close at R175,39/kg; 21,5 microns declined by 1,8% to close at R168,06/kg; 22 microns decreased by 2,2% to close at R164,08/kg and 22,5 microns declined by 1,9% to close at R161,20/kg.

The next sale is scheduled for 29 November 2017 where approximately ±14 858 bales will be on sale.

*The detailed Seasonal Receivals Declared Report can be viewed at www.capewools.co.za