

National Weekly Wool Market Report

Season: 2017/2018

Sale Date: 1 November 2017



CAPE WOOLS SA

Tel: 27-41-4844301
 Fax: 27-41-4846792
 E-mail: stats@capewools.co.za
 Website: www.capewools.co.za

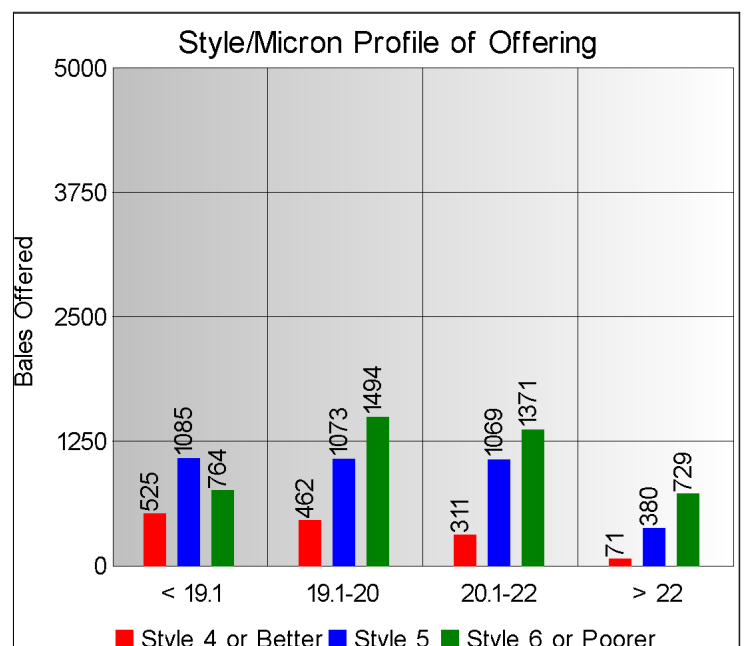
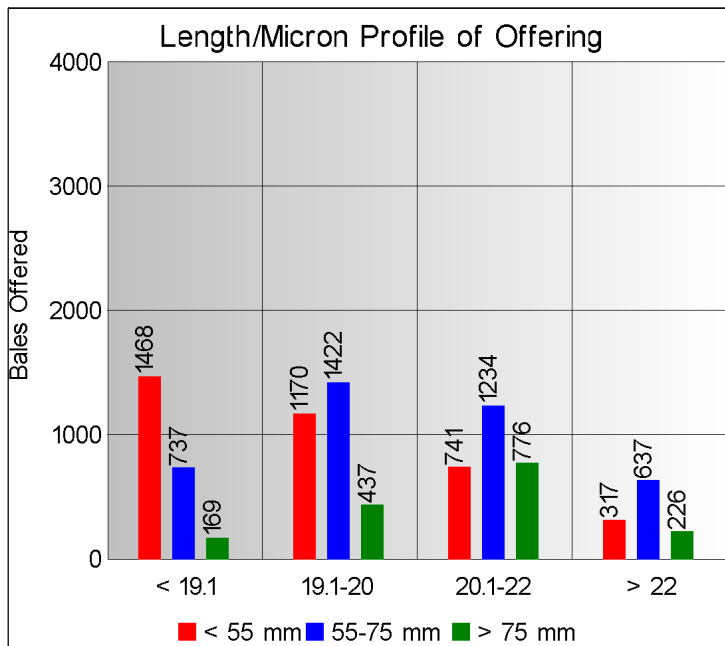
SA Merino Indicator				Buyers			
Indicator Unit	Current Sale	Last Sale	Change	Company	Bales Purchased This Week	% of Purchases	Total Bales Purchased This Season
# SA c/kg	19339	18199	6.3%	G Modiano SA	2753	29.5%	28915
Ave. to date (17/18)	18019	17887	0.7%	Standard Wool SA	1985	21.3%	24444
Ave. to date (16/17)	15080			Lempriere SA	1685	18.1%	11853
US c/kg	1369	1325	3.3%	Tianyu SA	1603	17.2%	18368
Euro c/kg	1177	1126	4.5%	Stucken & Co	661	7.1%	6389
AWEX EMI	1611	1563	3.1%	Segard Masurel SA	477	5.1%	5334
Exchange Rates				New England Wool SA	11	0.1%	1220
Currency Unit	This Week	Previous Week	% Change	H Dawson Sons & Co			
R/USD	14.1266	13.7376	-2.8%				
R/Euro	16.4367	16.1688	-1.7%				
R/AUD	10.8397	10.6015	-2.2%				
USD/AUD	0.7669	0.7719	0.6%				

Analysis of Offerings by Broker This Week (Bales)

Broker	Merino Fleeces	Merino Bellies	Merino Lambs	Merino Backs	Merino Locks	* Other	Total	% Sold
BKB	3597	539	374	0	359	484	5353	98.3%
CMW	1423	292	204	224	146	325	2614	98.4%
JLW	48	7	9	0	3	3	70	98.6%
MAS	152	28	64	0	23	100	367	100.0%
QWB	270	34	151	0	54	86	595	96.1%
SBL	45	5	1	0	4	1	56	100.0%
VLW	155	27	20	0	40	37	279	100.0%
Total	5690	932	823	224	629	1036	9334	98.3%

SA Merino Indicator includes Merino types comparable to international indicators.
 ## Cape Wools All Wool Indicator, includes all white wool sold at auction.

* crossbred, coarse and coloured, inferior



* Seasonal Receipts Declared

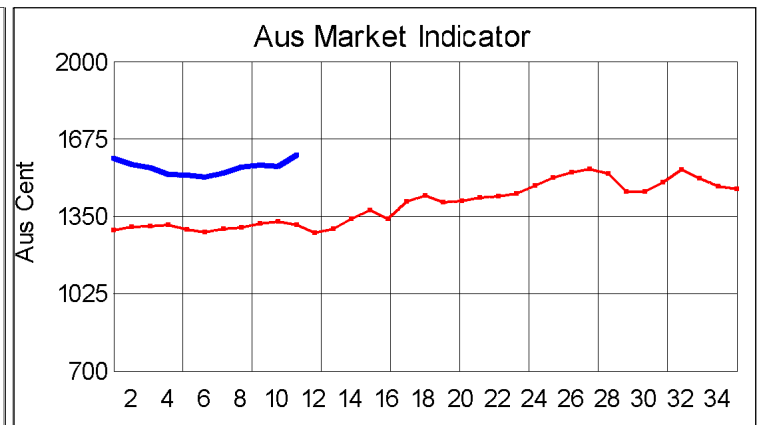
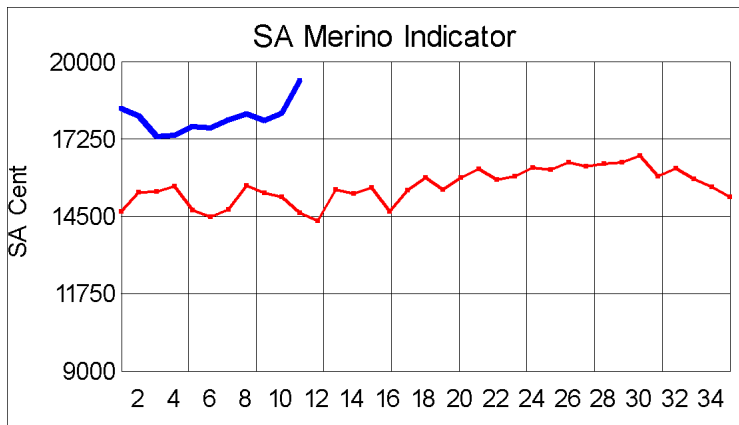
2017/18 Declared Receipts : 09 October 2017

2017/18 Declared Receipts : 30 October 2017

14,294,314.0

17,745,729.0

Percentage Change (Year-on-Year) : -3.24



Current Season █ Previous Season █

Average Fleece Wool Prices (c/kg. clean)
Spinners and Good Topmaking Styles (AWEX Types MF4 and MF5)

Micron	100+mm	90mm	80mm	70mm	60mm	50mm	40mm	30mm	20mm	10mm
18.0				24293	23517	22554	20956			
18.5			23199	23269	22675	21328	20113			
19.0			22395	21530	21275	20392	18899			
19.5			20648	20965	20101	19416	18306			
20.0		19144	19729	19463	18801	18121	16858			
20.5		18446	18340	18503	18098	17384				
21.0			17975	17862		16760	16083			
21.5			17073	16939						
22.0			16937							
22.5										
23.0			16050							
23.5										
24.0										

* Based on a minimum of 3 lots sold per category

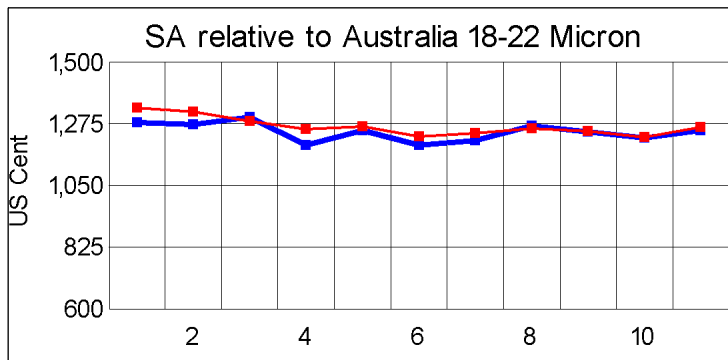
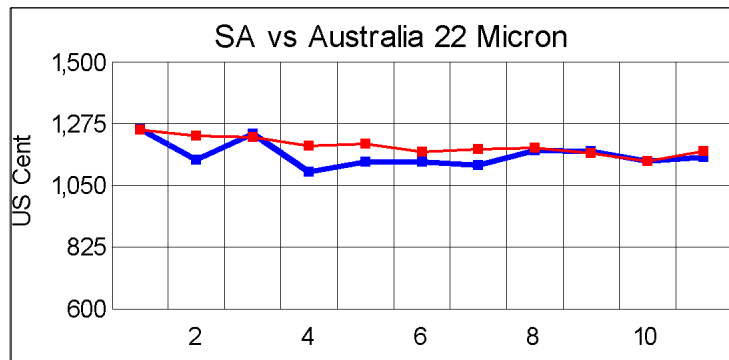
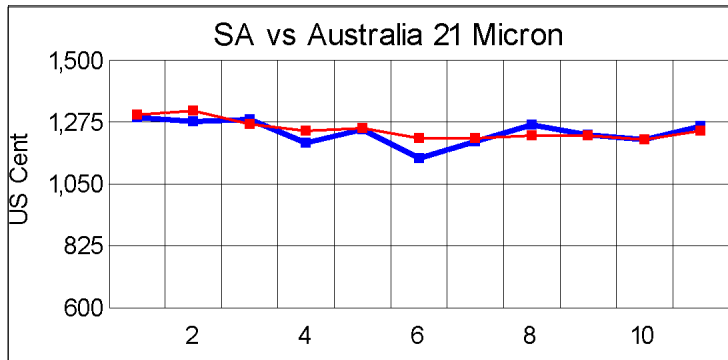
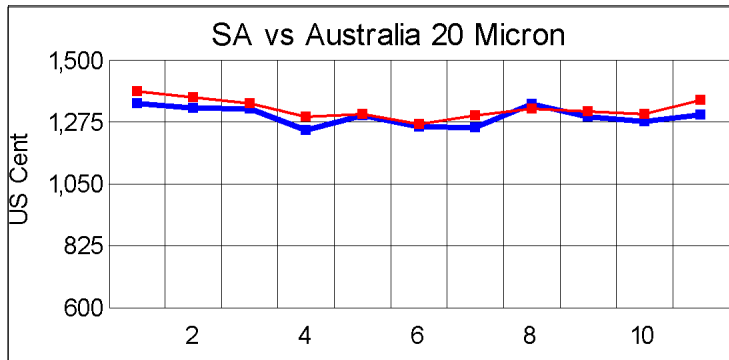
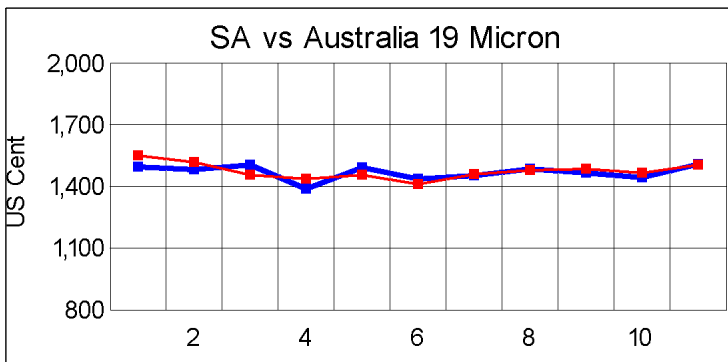
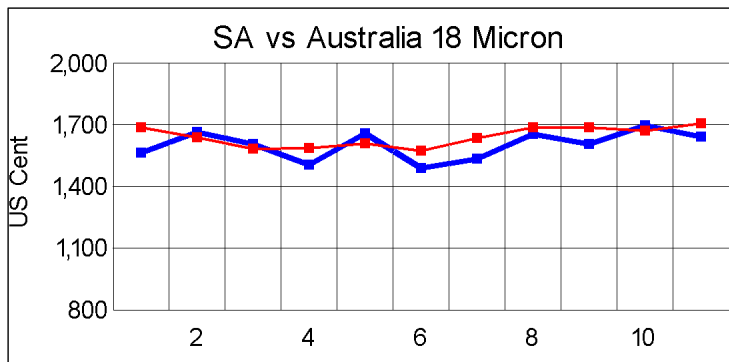
Average Topmaking Styles (AWEX MF6)

Micron	100+mm	90mm	80mm	70mm	60mm	50mm	40mm	30mm	20mm	10mm
18.0										
18.5										
19.0						20453				
19.5				19940						
20.0		18681		18919	18243					
20.5										
21.0										
21.5			16991							
22.0										
22.5										
23.0										
23.5										
24.0										

* Based on a minimum of 3 lots sold per category

Other Selected Types/Qualities

	Long			Medium		
<u>Good Quality</u>	19μ	20μ	21μ	19μ	20μ	21μ
Lambswool	21223	18388	17503	18238	16548	
Bellies	18999	18696		18296	16797	16331
Locks				18322	17485	
<u>Average Quality</u>						
Lambswool	20841	19559		16557	16960	
Bellies	20438	17941	16649	18038	16176	14930
Locks				16719	15467	14067
<u>Inferior Quality</u>						
Fleecewool	20127	18743	16679	19849	17283	14726
Lambswool	18943	18534		18808		
Bellies	18263	16758		17126	17397	14462
Locks				15231	10499	14988



— SA in USc
— Aus in USc

— SA in USc
— Aus in USc

Market Commentary

WOOL MARKET 6,3% HIGHER

Port Elizabeth - The wool market again traded stronger at this week's auction and the Cape Wools Merino Indicator increased by 6,3% and by 1140 points to close at a value of R193,39 (Clean). The Australian EMI gained 3,1% this week. The Cape Wools All Wool Indicator gained 6,0%.

The wool market delivered excellent returns with equal contributions from a weakening Rand and excellent demand for good quality long wool. Prices increased across the board with the fine to coarser ends benefitting. Buyers paid record prices for a second week running, breaking the R200/kg resistance level.

There was fierce competition with Modiano purchasing the largest volume of bales on offer today.

This week saw the Rand at R14,13 to the US Dollar and R16,44 to the Euro. The Rand was 2,8% weaker against the US Dollar and 1,7% weaker against the Euro, compared with the average rate at the previous sale. The offering comprised of 9 334 bales of which 98,3% was sold. Major traders were Modiano (2 753), Standard Wool SA (1 985), Lempriere SA (1 685), Tianyu SA (1 603).

The average clean prices for the selection within the different micron categories for good top-making (MF5), long fleeces were as follows: 18,0 microns increased 5,0% to close at R241,31/kg; 18,5 microns moved up 6,1% to close at R229,18/kg; 19 microns gained 5,5% to close at R212,77/kg; 19,5 microns strengthened by 6,9% to close at R202,99/kg; 20 microns was 6,9% stronger to close at R191,73/kg; 20,5 microns won 5,6% to close at R180,89/kg; 21,0 microns increased 5,4% to close at R175,90/kg; 21,5 microns improved by 5,6% to close at R169,83/kg; 22 microns rose 6,0% to close at R166,20/kg and 22,5 microns increased by 3,4% to close at R158,77/kg.

The next sale is scheduled for 08 November 2017 where approximately ±10 000 bales will be on sale.