

National Weekly Wool Market Report

Season: 2016/2017

Sale Date: 06 & 07 June 2017



CAPE WOOLS SA

Tel: 27-41-4844301
 Fax: 27-41-4846792
 E-mail: stats@capewools.co.za
 Website: www.capewools.co.za

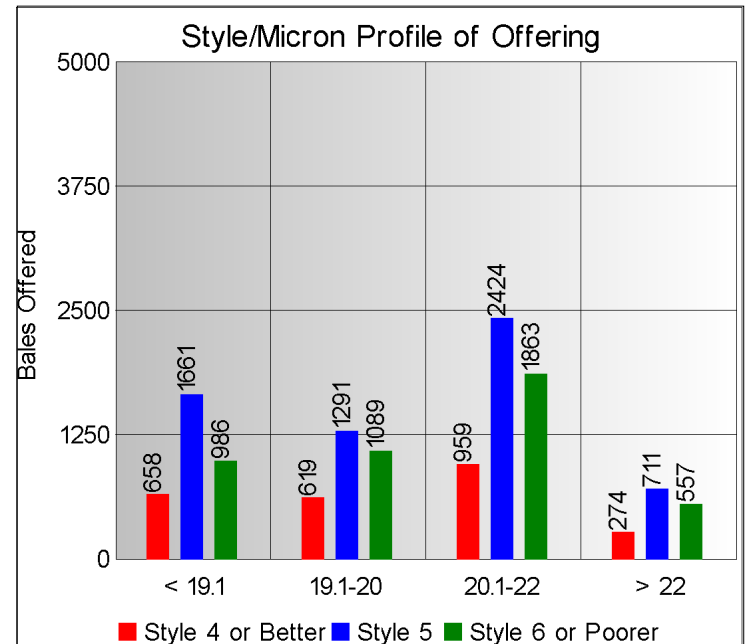
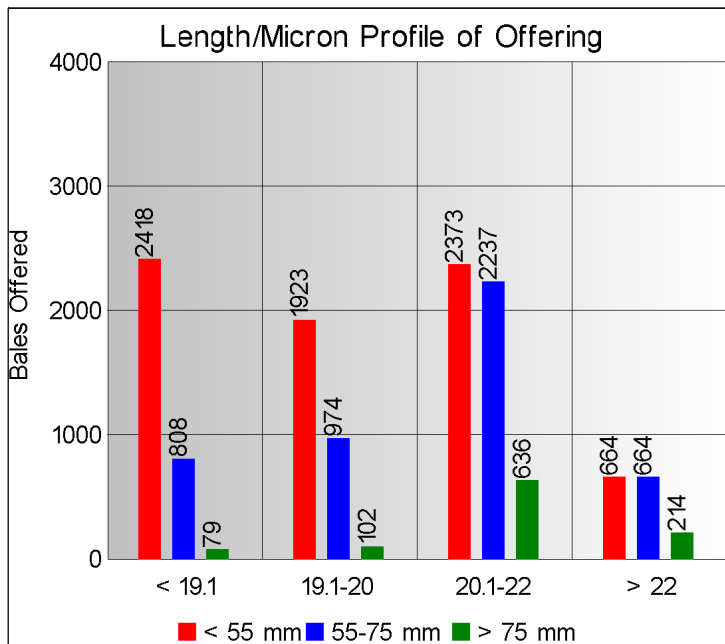
SA Merino Indicator				Buyers			
Indicator Unit	Current Sale	Last Sale	Change	Company	Bales Purchased This Week	% of Purchases	Total Bales Purchased This Season
# SA c/kg	15218	15559	-2.2%	Standard Wool SA	3583	27.4%	97124
Ave. to date (16/17)	15582	15593	-0.1%	Lempriere SA	3229	24.7%	72207
Ave. to date (15/16)	14411			G Modiano SA	2726	20.8%	102681
US c/kg	1185	1187	-0.2%	Tianyu SA	1738	13.3%	1738
Euro c/kg	1053	1061	-0.7%	Stucken & Co	836	6.4%	34994
AWEX EMI	1467	1480	-0.9%	Segard Masurel SA	485	3.7%	14584
Exchange Rates				New England Wool SA	253	1.9%	5637
Currency Unit	This Week	Previous Week	% Change	H Dawson Sons & Co			1492
R/USD	12.8474	13.1079	2.0%				
R/Euro	14.4493	14.6702	1.5%				
R/AUD	9.7024	9.7719	0.7%				
USD/AUD	0.7549	0.7458	-1.2%				

Analysis of Offerings by Broker This Week (Bales)

Broker	Merino Fleeces	Merino Bellies	Merino Lambs	Merino Backs	Merino Locks	* Other	Total	% Sold
BKB	4039	890	955	0	632	886	7402	97.9%
CMW	1967	302	495	52	264	546	3626	98.3%
JLW	47	12	8	0	7	21	95	100.0%
MAS	306	52	89	0	61	110	618	96.0%
QWB	268	38	75	0	38	437	856	99.9%
SBL	60	6	12	0	7	19	104	100.0%
VLW	218	46	36	0	41	50	391	99.7%
Total	6905	1346	1670	52	1050	2069	13092	98.2%

SA Merino Indicator includes Merino types comparable to international indicators.
 ## Cape Wools All Wool Indicator, includes all white wool sold at auction.

* crossbred, coarse and coloured, inferior



* Seasonal Receipts Declared

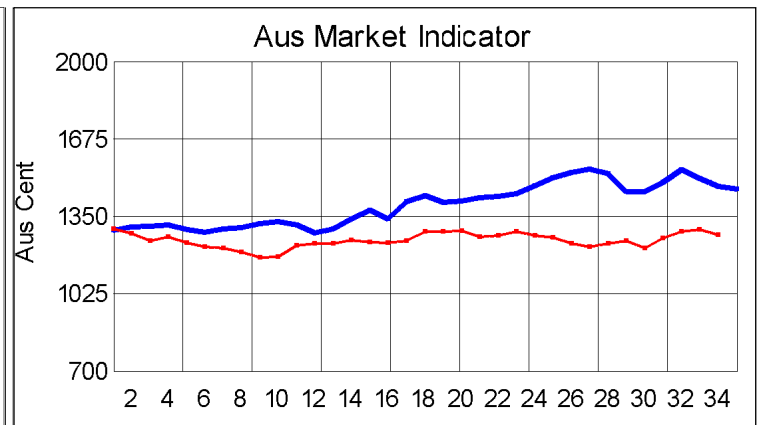
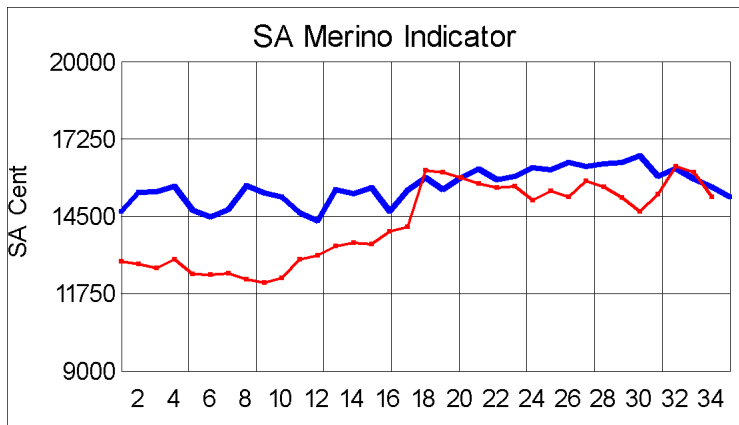
2016/17 Declared Receipts : 14 May 2017

50,785,693.0

2016/17 Declared Receipts : 04 June 2017

52,388,487.7

Percentage Change (Year-on-Year) : 4.34



Current Season — Previous Season —

Average Fleece Wool Prices (c/kg. clean)
Spinners and Good Topmaking Styles (AWEX Types MF4 and MF5)

Micron	100+mm	90mm	80mm	70mm	60mm	50mm	40mm	30mm	20mm	10mm
18.0				20087	18938	17655	15433			
18.5			18644	18669	18543	16393	15443			
19.0			17942	18264	17076	15881	13458			
19.5				16501	15523	14744	13497			
20.0			15692	15168	14565	13984	12570			
20.5				14720	13909	13360	11888			
21.0			14673	14503	13697	12871	11752			
21.5			14392	14005	13325	12616	12364			
22.0			13985	13741	13125	12347	10934			
22.5			13514	13031	12414	11744				
23.0				13188	12421	11679				
23.5					12262					
24.0					11569					

* Based on a minimum of 3 lots sold per category

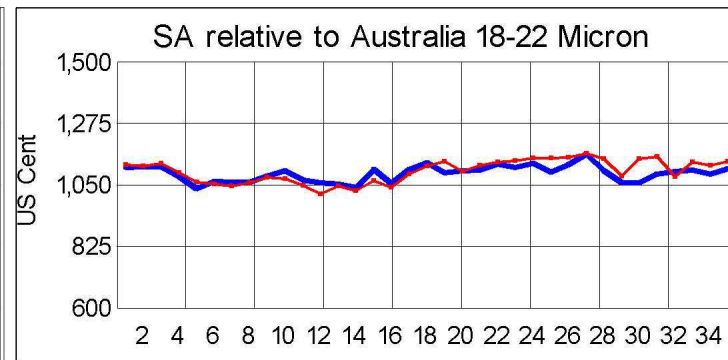
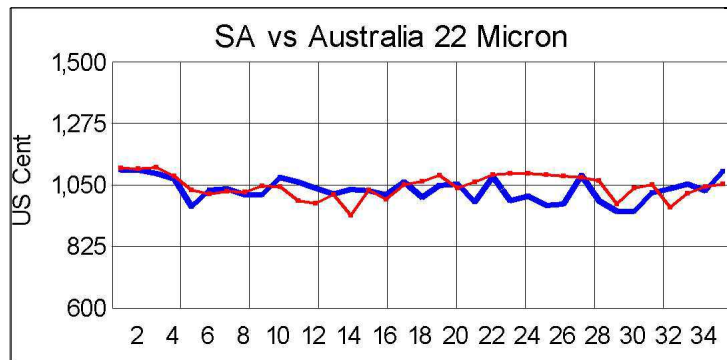
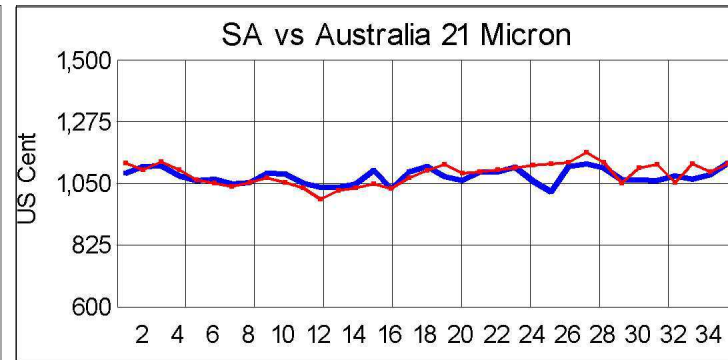
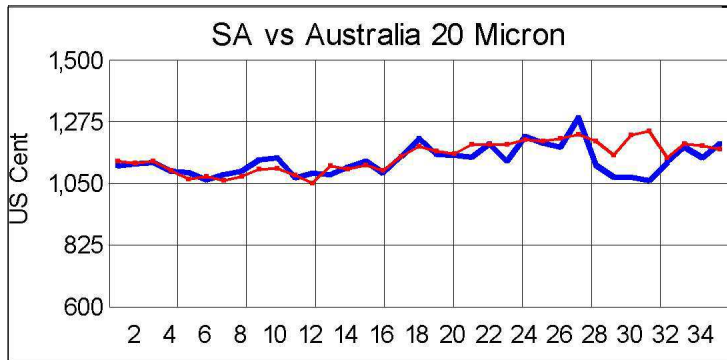
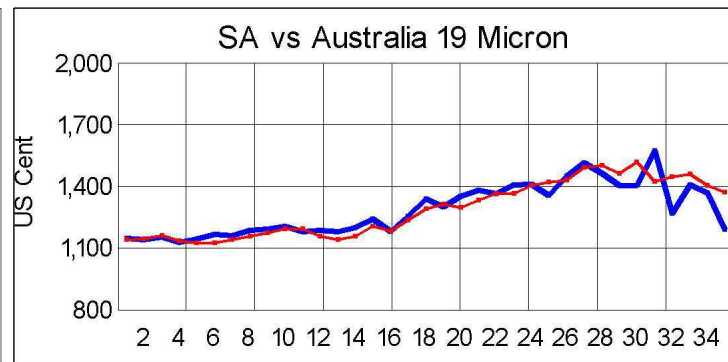
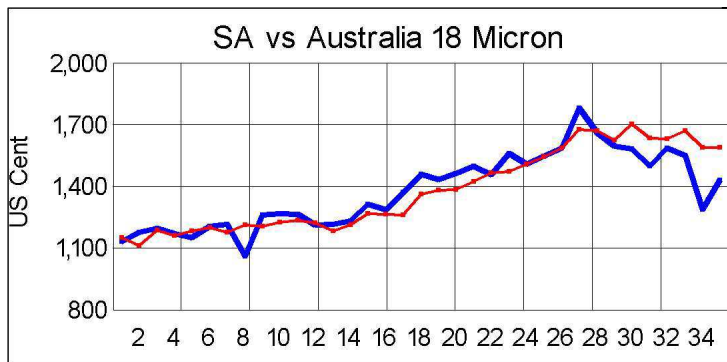
Average Topmaking Styles (AWEX MF6)

Micron	100+mm	90mm	80mm	70mm	60mm	50mm	40mm	30mm	20mm	10mm
18.0										
18.5										
19.0					15590		13341			
19.5										
20.0						13703	11522			
20.5				14278	13423	13294	11984			
21.0						12891				
21.5					13300					
22.0										
22.5										
23.0										
23.5										
24.0										

* Based on a minimum of 3 lots sold per category

Other Selected Types/Qualities

	Long			Medium		
	19μ	20μ	21μ	19μ	20μ	21μ
Good Quality						
Lambswool	17115	15779	14120	15159	12772	13413
Bellies		13232	13232	12727	12236	12753
Locks				12742	11265	10756
Average Quality						
Lambswool	16984	14846	13573	13963	13579	11257
Bellies	16407	14043		13704	13049	10768
Locks				12062	10458	10392
Inferior Quality						
Fleecewool	15468	14069	13188	14784	13121	12808
Lambswool	15743	14581	13542	14016	13603	
Bellies				12580	12285	12327
Locks	10612			9812	9177	8790



— SA in USc
— Aus in USc

— SA in USc
— Aus in USc

Market Commentary

WOOL MARKET 2,2% LOWER

Port Elizabeth - The wool market ended the season lower at this week's auction and the Cape Wools Merino Indicator decreased by 2,2% and by 341 points to close at a value of R152,18 (Clean). The Australian EMI lost 0,9% this week. The Cape Wools All Wool Indicator lost 2,2%.

The final auction of the 2016/17 wool growing season delivered few surprises as market demand for longer wool in the mid micron groups remained firm with both the finer and coarser ends softening. The short wool remained under pressure whilst medium length was varied across the micron ranges. Short and medium length wool made up 71% of today's offering. The competition between buyers was fierce with the addition of Tianyu SA participating for the first time.

This week saw the Rand at R12,85 to the US Dollar. The Rand was 2,0% stronger against the US Dollar compared with the average rate at the previous sale. The Rand was 1,5% stronger against the Euro, trading at R14,45. The offering comprised of 13 092 bales of which 98,2% was sold. Major traders were Standard Wool SA (3 583), Lempriere SA (3 229), Modiano (2 726) and Tianyu SA (1 738).

The average clean prices for the selection within the different micron categories for good top-making (MF5), long fleeces were as follows: 18,0 microns decreased 1,9% to close at R204,62/kg; 18,5 microns decreased 2,8% to close at R198,51/kg; 19 microns lost 4,1% to close at R176,70/kg; 19,5 microns moved down 0,4% to close at R163,87/kg; 20 microns decreased with 1,7% to close at R153,22/kg; 20,5 microns moved down 2,3% to close at R148,07/kg; 21,0 microns weakened 1,1% to close at R145,87/kg; 21,5 microns decreased 0,1% to close at R141,84/kg; 22 microns dropped 1,1% to close at R135,49/kg and 22,5 microns decreased 1,2% to close at R131,97/kg.

The next sale is scheduled for 16 August 2017.

*The detailed Seasonal Receipts Declared Report can be viewed at www.capewools.co.za