

National Weekly Wool Market Report

Season: 2016/2017

Sale Date: 22 March 2017



CAPE WOOLS SA

Tel: 27-41-4844301
 Fax: 27-41-4846792
 E-mail: stats@capewools.co.za
 Website: www.capewools.co.za

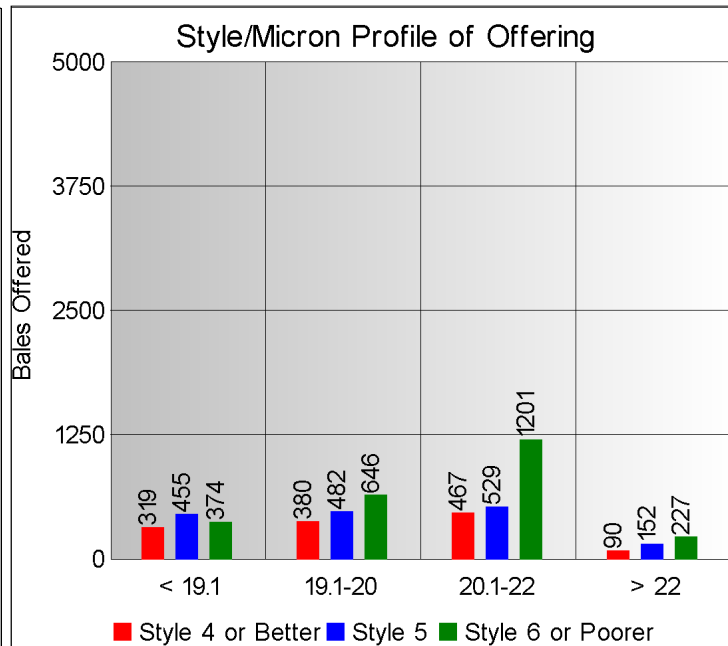
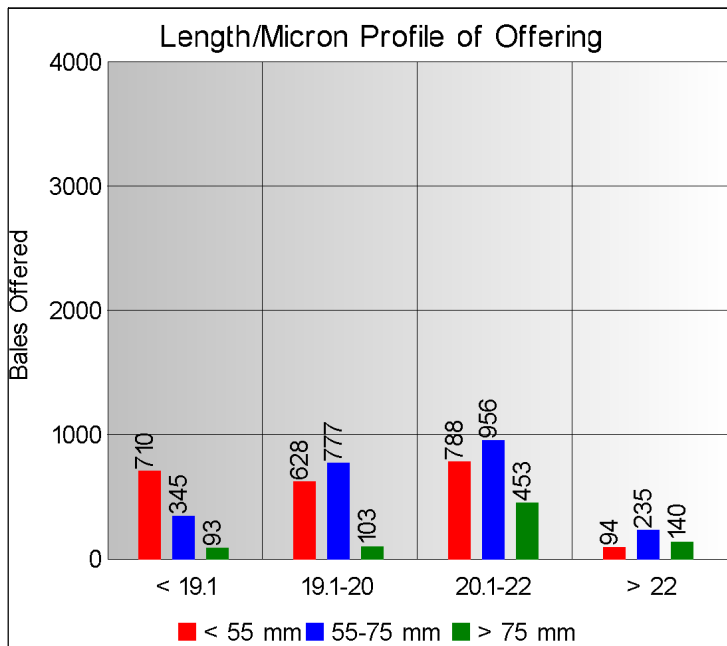
SA Merino Indicator				Buyers			
Indicator Unit	Current Sale	Last Sale	Change	Company	Bales Purchased This Week	% of Purchases	Total Bales Purchased This Season
# SA c/kg	16300	16431	-0.8%	Standard Wool SA	1718	32.3%	75827
Ave. to date (16/17)	15447	15415	0.2%	G Modiano SA	1504	28.3%	85419
Ave. to date (15/16)	13995			Lempriere SA	955	17.9%	56843
US c/kg	1289	1257	2.5%	Stucken & Co	552	10.4%	28513
Euro c/kg	1194	1183	0.9%	Segard Masurel SA	283	5.3%	11754
AWEX EMI	1551	1536	1.0%	H Dawson Sons & Co	96	1.8%	1492
Exchange Rates				New England Wool SA	58	1.1%	3838
Currency Unit	This Week	Previous Week	% Change	SAFIL SA			
R/USD	12.6484	13.0713	3.2%				
R/Euro	13.6539	13.8841	1.7%				
R/AUD	9.6893	9.9152	2.3%				
USD/AUD	0.7661	0.7582	-1.0%				

Analysis of Offerings by Broker This Week (Bales)

Broker	Merino Fleeces	Merino Bellies	Merino Lambs	Merino Backs	Merino Locks	* Other	Total	% Sold
BKB	2198	362	351	0	274	584	3769	96.4%
CMW	780	132	105	54	97	339	1507	98.5%
MAS	0	0	0	0	0	0	0	
QWB	0	0	0	0	0	0	0	
SBL	0	0	0	0	0	0	0	
VLW	0	0	0	0	0	46	46	100.0%
Total	2978	494	456	54	371	969	5322	97.1%

SA Merino Indicator includes Merino types comparable to international indicators.
 ## Cape Wools All Wool Indicator, includes all white wool sold at auction.

* crossbred, coarse and coloured, inferior



* Seasonal Receipts Declared

2016/17 Declared Receipts : 26 February 2017

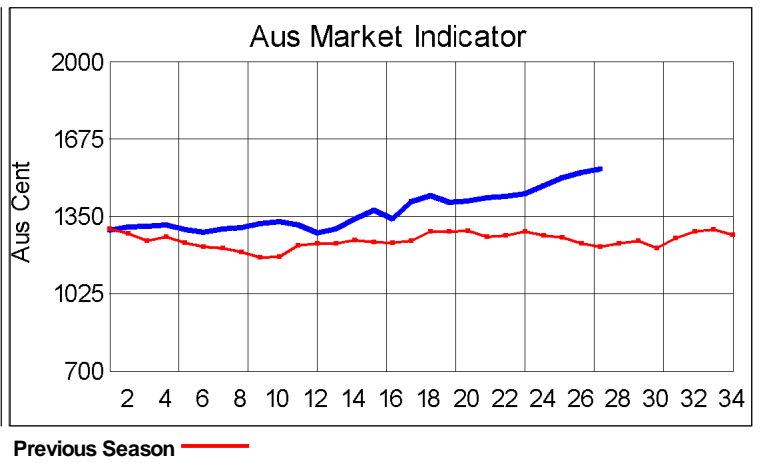
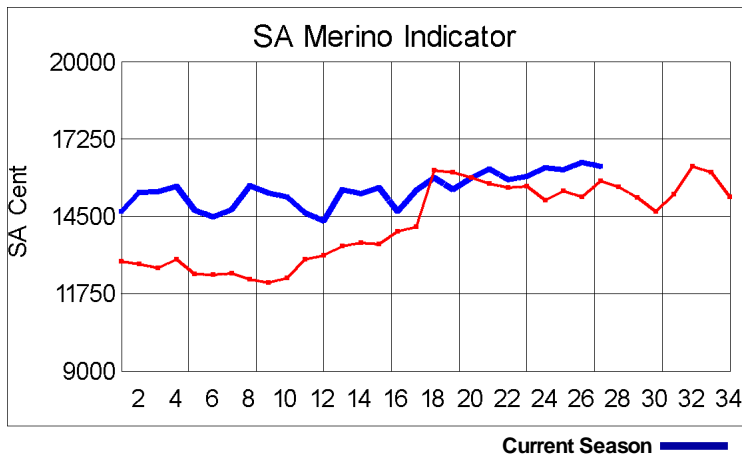
42,063,806.9

2016/17 Declared Receipts : 19 March 2017

44,352,823.1

Percentage Change (Year-on-Year) :

2.49



Current Season — Previous Season —

**Average Fleece Wool Prices (c/kg. clean)
Spinners and Good Topmaking Styles (AWEX Types MF4 and MF5)**

Micron	100+mm	90mm	80mm	70mm	60mm	50mm	40mm	30mm	20mm	10mm
18.0				22153	20653	20012				
18.5			20563	21542	20370	18283				
19.0				19027	19594	17890	17220			
19.5			17615	17509	16630	16359	14996			
20.0			16146	15816	15504	15128	13778			
20.5			14651	15060	14875	14164				
21.0				14587	14165	13240	12861			
21.5				14188	13724	13099				
22.0				13713	13558					
22.5				13847						
23.0										
23.5										
24.0				12426						

* Based on a minimum of 3 lots sold per category

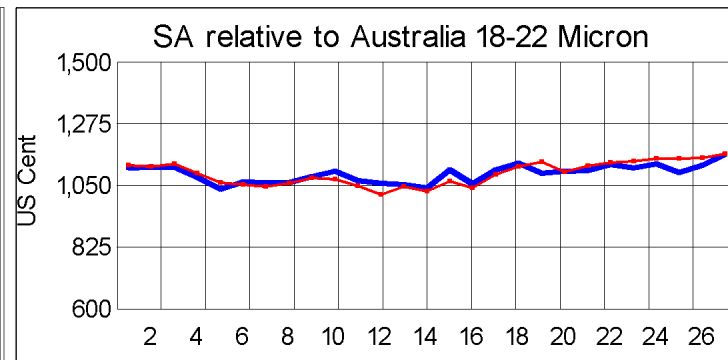
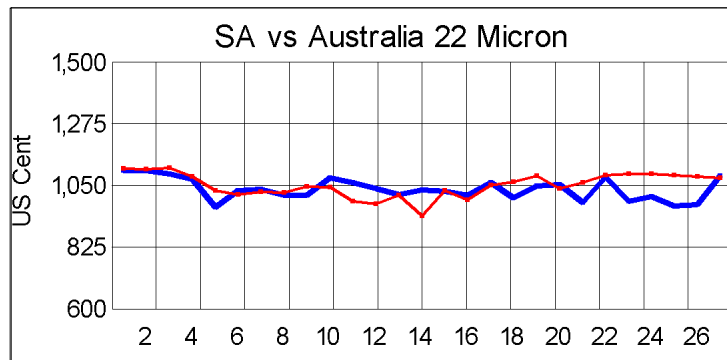
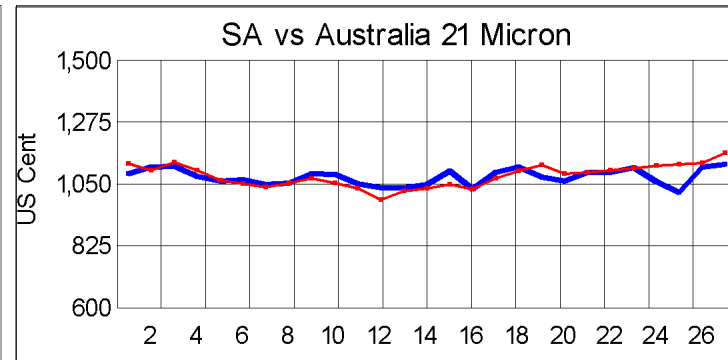
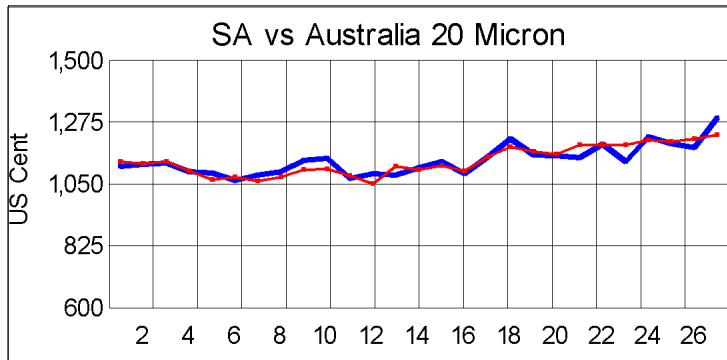
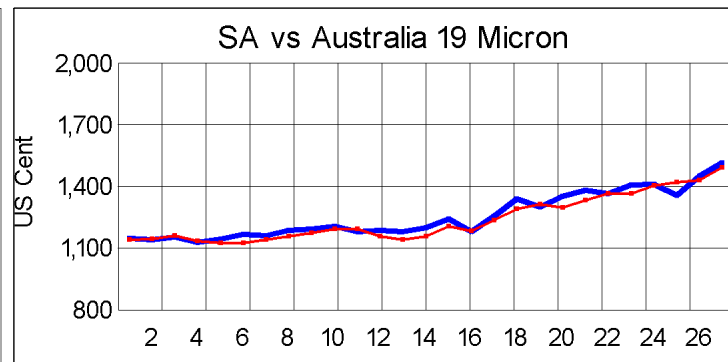
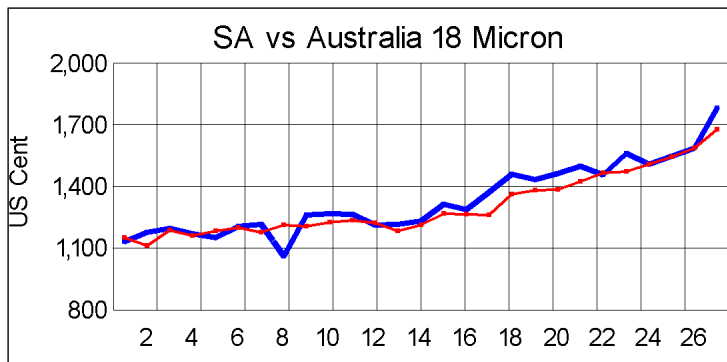
Average Topmaking Styles (AWEX MF6)

Micron	100+mm	90mm	80mm	70mm	60mm	50mm	40mm	30mm	20mm	10mm
18.0										
18.5										
19.0										
19.5										
20.0										
20.5										
21.0						12829				
21.5										
22.0										
22.5										
23.0										
23.5										
24.0										

* Based on a minimum of 3 lots sold per category

Other Selected Types/Qualities

	Long			Medium		
	19μ	20μ	21μ	19μ	20μ	21μ
Good Quality						
Lambswool	18500	16063		16778	14219	14074
Bellies		14486		16751	15254	
Locks				13497	12781	
Average Quality						
Lambswool	18925			16777	14376	
Bellies	16992			15044	13923	12007
Locks				12216	11570	
Inferior Quality						
Fleecewool	17437	15020	13143	18992	14183	14304
Lambswool						
Bellies	16367	13897	13897	15115		
Locks				11347		



— SA in USc
— Aus in USc

— SA in USc
— Aus in USc

Market Commentary

WOOL MARKET 0,8% LOWER

Port Elizabeth - The wool market traded slightly lower higher at this weeks' auction and the Cape Wools Merino Indicator decreased by 0.8% and by 131 points to close at a value of R163,00 (Clean). On the Australian market, the EMI increased 1,0%. The Cape Wools All Wool Indicator decreased 1,0%.

The wool market again performed very well today and lost only 0.8% despite a strengthening Rand. It was a small offering with the majority of wool fine and of medium length. The firm demand for particularly fine wool continues and good prices were attained. Competition was fierce with Standard Wool purchasing the largest quantity of bales despite the rivalry from all buyers at auction.

This week saw the Rand at R12,65 to the US Dollar. The Rand was 3,2% stronger against the US Dollar compared with the average rate at the previous sale. The Rand was 1,7% stronger against the Euro, trading at R13,65. The offering comprised of 5 276 bales of which 97,0% was sold. Major traders were Standard Wool SA (1 672), Modiano (1 504), Lempriere SA (955) and Stucken & Co (552).

The average clean prices for the selection within the different micron categories for good top-making (MF5), long fleeces were as follows: 18,0 microns gained 1,7% to close at R212,41/kg; 18,5 microns increased 1,3% to close at R204,37/kg; 19 microns gained 0,9% to close at R188,79/kg; 19,5 microns decreased 0,3% to close at R170,86/kg; 20 microns decreased with 2,1% to close at R155,76/kg; 20,5 microns moved down 1,7% to close at R147,23/kg; 21,0 microns weakened 0,1% to close at R147,31/kg; 21,5 microns decreased 4,2% to close at R137,54/kg; 22 microns lost 3,7% to close at R136,43/kg and 22,5 microns decreased 4,4% to close at R137,83/kg.

The next sale is scheduled for 29 March 2017 where approximately ±6 987 bales will be on sale.

*The detailed Seasonal Receivals Declared Report can be viewed at www.capewools.co.za