

National Weekly Wool Market Report

Season: 2019/2020

Sale Date: 20 May 2019



CAPE WOOLS SA

Tel: 27-41-4844301

Fax: 27-41-4846792

E-mail: stats@capewools.co.za

Website: www.capewools.co.za

Cape Wools Weekly Market Report - 20 May 2020

Port Elizabeth - The 27th sale of the 2019/20 wool season took place today with 7 709 bales on offer of which 77,7% was sold. The wool market closed 3,1% (466 points) down at a value of R145,03 c/kg (Clean). The Australian EMI moved 2,0% down this week. This week saw the Rand at 1,8% stronger against the US Dollar and 0,8% stronger against the Euro, compared with the average rate at the previous sale. The market weakened by 1,3% in US Dollar terms.

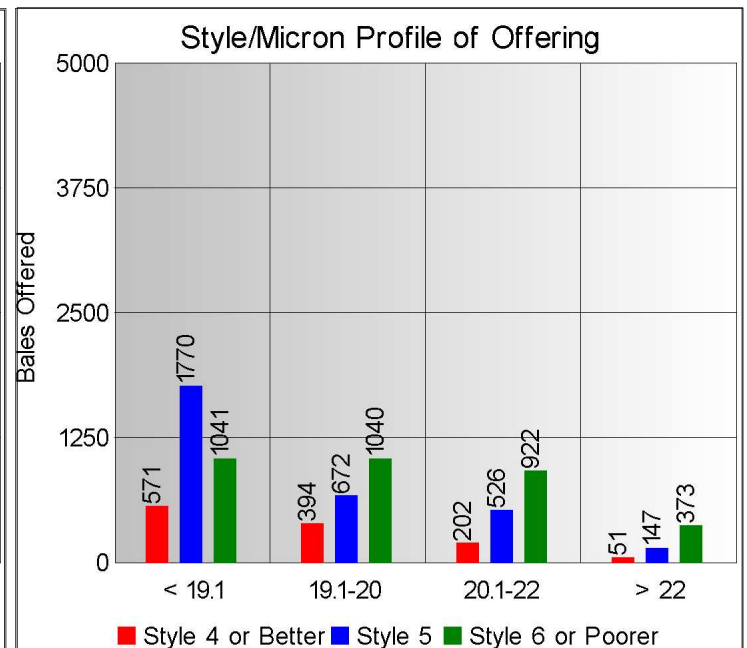
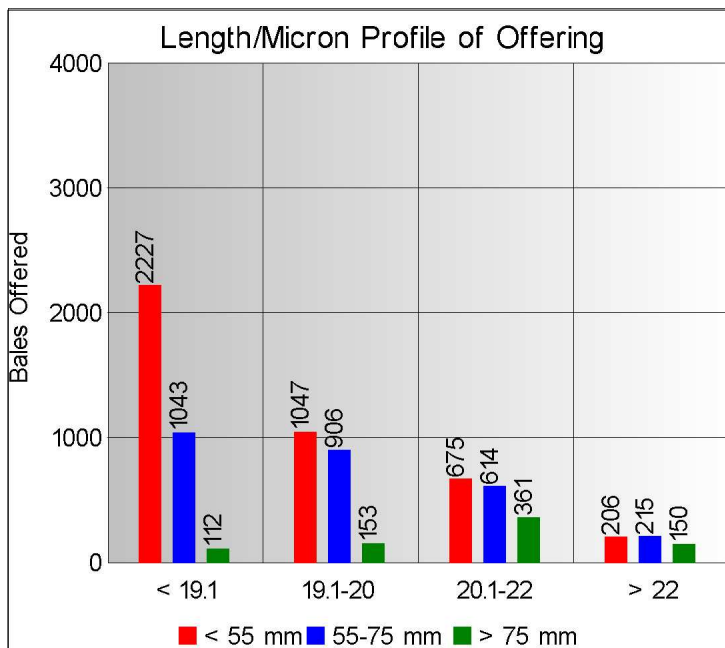
The Wool market continued today, with the sale of part one of catalogue 27, consisting of 7 709 bales. Under continuing difficult trading conditions, all buying houses participated actively in the auction, with the market retracting by 3.1% from the previous sale and achieving a 77% sales clearance. The Australian EMI decreased by 2% this week, with added pressure on the South African market from the stronger SA currency of 1,8% against the US\$. The offering consisted of more medium length wools, with fine long merino fleeces once again performing better than the market average, and over strong and short wools experiencing the most downward pressure.

The major buyers on today's sale were: Standard Wool SA (1 549), Lempriere SA (1 402), Modiano SA (1 029) and Stucken & Co (819).

The average clean prices for the selection within the different micron categories for good top-making (MF5), long fleeces were as follows: 18,0 microns decreased 5,5% to close at R168,89/kg; 18,5 microns moved 4,1% down to close at R162,16/kg; 19 microns lost 4,4% to close at R156,22/kg; 19,5 microns weakened by 1,4% to close at R155,71/kg; 20 microns was 3,4% weaker to close at R147,08/kg; 20,5 microns lost 1,4% to close at R146,19/kg; 21,0 microns lost 5,8% to close at R141,85/kg; 21,5 microns tumbled by 3,8% to close at R149,62/kg; 22 microns fell 6,5% to close at R133,32/kg and 22,5 microns declined by 2,9% to close at R141,52/kg.

Analysis of Offerings by Broker This Week (Bales)

Broker	Merino Fleeces	Merino Bellies	Merino Lambs	Merino Backs	Merino Locks	* Other	Total	% Sold
BKB	2225	556	485	0	159	676	4101	88.8%
CMW	1055	241	391	159	256	550	2652	61.9%
JLW	28	11	5	0	7	31	82	100.0%
MAS	288	38	50	0	32	119	527	60.2%
QWB	169	10	49	0	10	42	280	93.2%
VLW	35	6	7	0	13	6	67	100.0%
Total	3800	862	987	159	477	1424	7709	78.0%

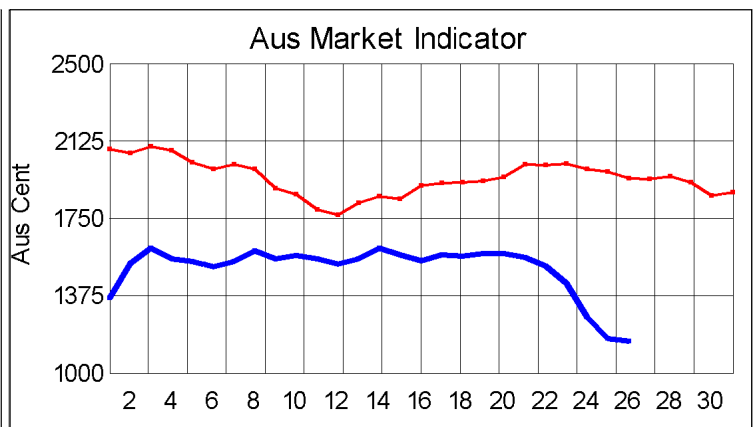
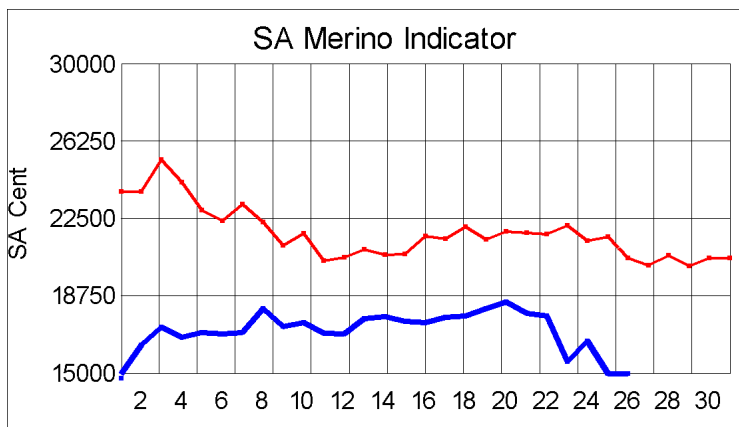


* Seasonal Receipts Declared

2019/20 Declared Receipts : 03 May 2020

42,227,343.4

Percentage Change (Year-on-Year) : 1.17



Current Season █ Previous Season █

Average Fleece Wool Prices (c/kg. clean)
Spinners and Good Topmaking Styles (AWEX Types MF4 and MF5)

Micron	100+mm	90mm	80mm	70mm	60mm	50mm	40mm	30mm	20mm	10mm
18.0				16836	15989	15886	14475			
18.5				16212	15416	14487	13645			
19.0			16766	15751	14962	14196	13590			
19.5			15797	15606	15085	13716	13053			
20.0			14894	15181	14094	13522	11865			
20.5			15030	14896	13854	13426	12605			
21.0			14424	14955	13540					
21.5					13702					
22.0										
22.5										
23.0										
23.5										
24.0										

* Based on a minimum of 3 lots sold per category

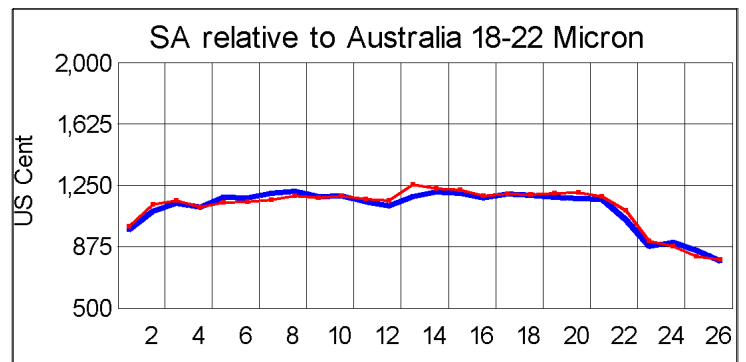
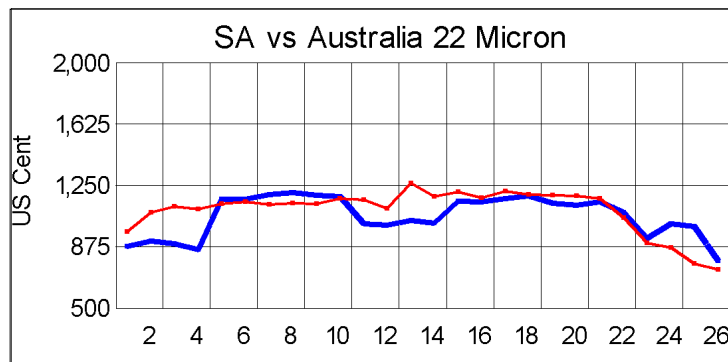
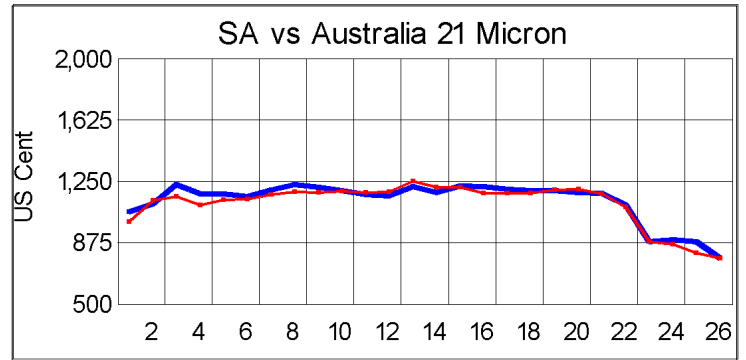
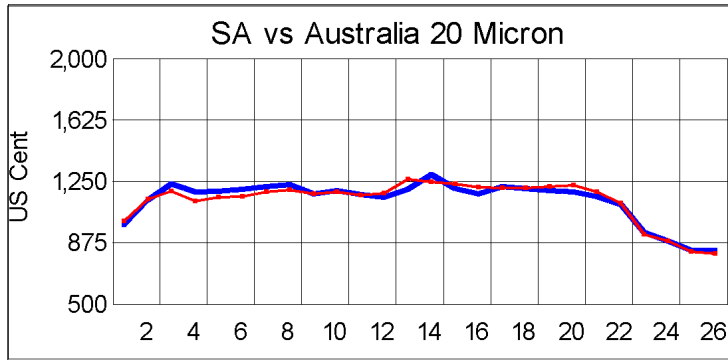
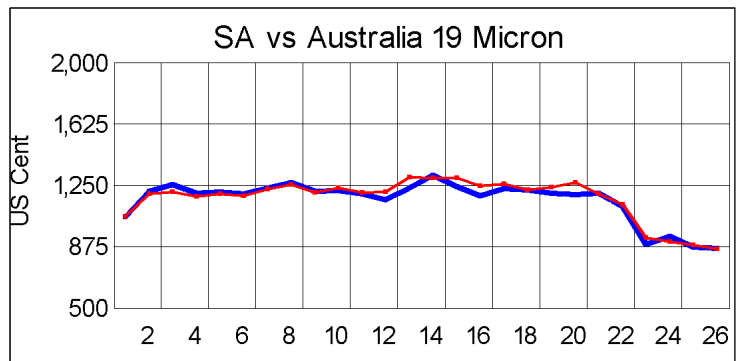
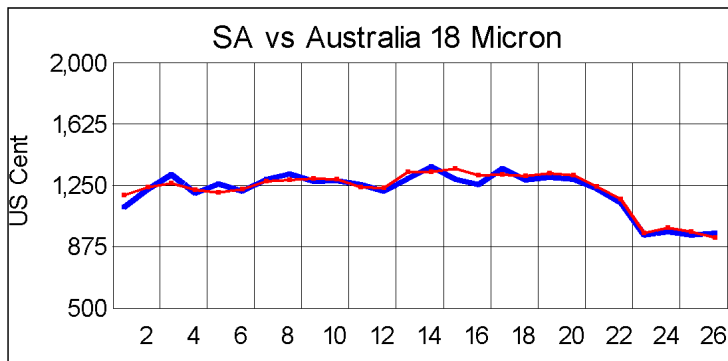
Average Topmaking Styles (AWEX MF6)

Micron	100+mm	90mm	80mm	70mm	60mm	50mm	40mm	30mm	20mm	10mm
18.0										
18.5							12865			
19.0					14037	13784				
19.5				14282		12544	11118			
20.0										
20.5										
21.0										
21.5										
22.0										
22.5										
23.0										
23.5										
24.0										

* Based on a minimum of 3 lots sold per category

Other Selected Types/Qualities

	Long			Medium		
	19μ	20μ	21μ	19μ	20μ	21μ
Good Quality						
Lambswool	16207	14142		14258	13101	
Bellies	14419	13334		13742	12649	
Locks				12230	10594	
Average Quality						
Lambswool	13515			13055	12556	
Bellies	13080	12598		11466	10797	8874
Locks				9624	7716	
Inferior Quality						
Fleecewool	13977	14086	7732		10721	8093
Lambswool						
Bellies	13495			12311	10065	
Locks					7680	



— SA in USc
— Aus in USc

— SA in USc
— Aus in USc

SA Merino Indicator				Buyers			
Indicator Unit	Current Sale	Last Sale	Change	Company	Bales Purchased This Week	% of Purchases	Total Bales Purchased This Season
# SA c/kg	14503	14969	-3.1%				
Ave. to date (19/20)	17024	17125	-0.6%				
Ave. to date (18/19)	22093						
US c/kg	801	812	-1.3%	Standard Wool SA	1549	20.1%	68190
Euro c/kg	732	750	-2.3%	Lempriere SA	1418	18.4%	48393
AWEX EMI	1155	1179	-2.0%	G Modiano SA	1029	13.4%	68059
Exchange Rates				Stucken & Co	819	10.6%	17343
Currency Unit	This Week	Previous Week	% Change	Tianyu SA	613	8.0%	24918
R/USD	18.1052	18.4370	1.8%	Segard Masurel SA	488	6.3%	8991
R/Euro	19.8026	19.9612	0.8%	New England Wool SA	91	1.2%	1658
R/AUD	11.8677	11.9320	0.5%				
USD/AUD	0.6552	0.6472	-1.2%				