

# National Weekly Wool Market Report

Season: 2019/2020

Sale Date: 12 March 2020



CAPE WOOLS SA

Tel: 27-41-4844301

Fax: 27-41-4846792

E-mail: stats@capewools.co.za

Website: www.capewools.co.za

## Cape Wools Weekly Market Report - 12 March 2020

Port Elizabeth - The 23rd sale of the 2019/20 wool season took place today with 10 213 bales on offer of which 89,0% was sold. The wool market closed 0,7% (120 points) down at a value of R177,89 c/kg (Clean). The Australian EMI moved 2,6% down this week. This week saw the Rand at 6,9% weaker against the US Dollar and 7,8% weaker against the Euro, compared with the average rate at the previous sale. The market weakened by 7,1% in US Dollar terms.

The wool market held up well today, amidst continuing global market uncertainty, closing 0.7% down on R177,89 p/kg.

The Australian market experienced pressure on Wednesday and recovered somewhat on Thursday, to close 2,6% down this week. Although the weaker currency supported the market, the further weakening late during trade on Thursday was too late for buyers to take full advantage of the weaker levels. Crossbred and non-merino type wools came under pressure, with more lots passed in, resulting in an overall sales clearance of 88,9%. The long, fine merino fleeces once again attracted good competition and performed better than the market average.

The major buyers on today's sale were: Lempriere SA (3 037), Standard Wool SA (2 226), Modiano SA (1 811) and Tianyu SA (1 336).

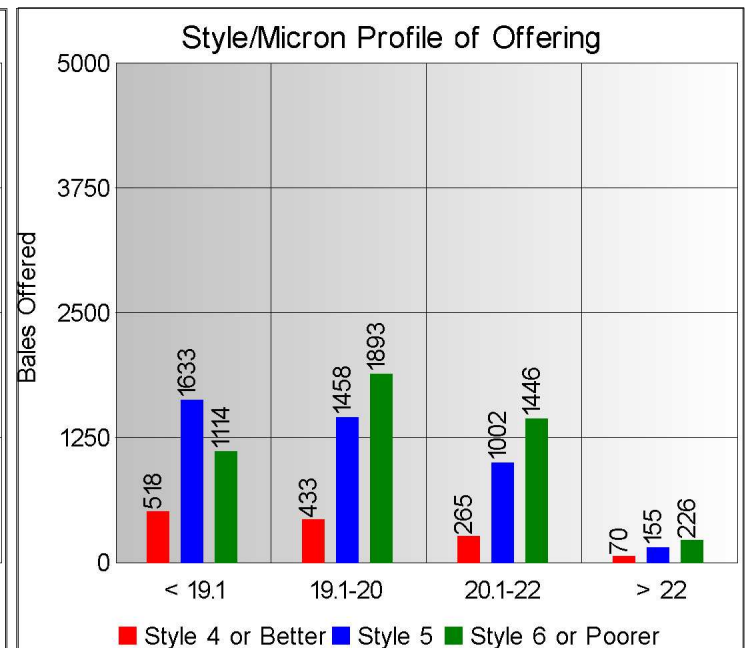
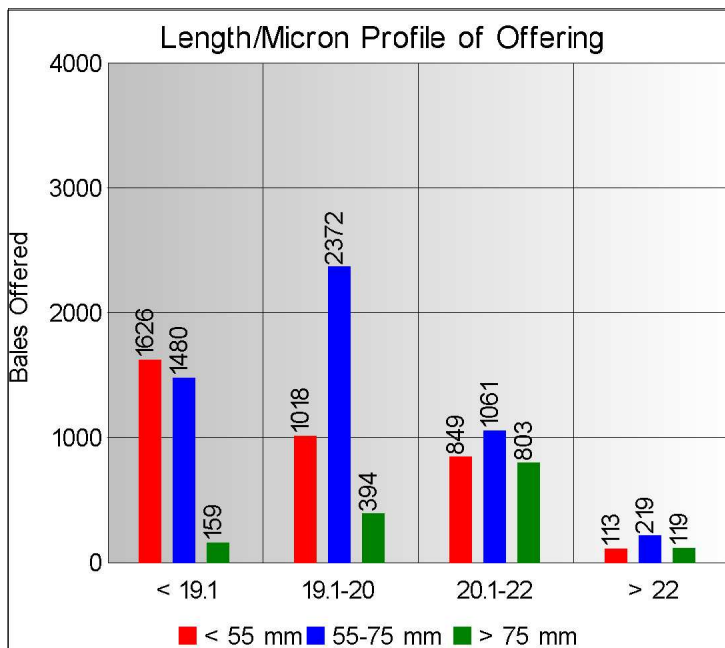
The average clean prices for the selection within the different micron categories for good top-making (MF5), long fleeces were as follows: 18,0 microns increased 0,3% to close at R191,81/kg; 18,5 microns moved 0,5% up to close at R188,45/kg; 19 microns gained 0,9% to close at R186,25/kg; 19,5 microns strengthened by 0,7% to close at R192,74/kg; 20 microns was 0,9% stronger to close at R183,84/kg; 20,5 microns won 1,2% to close at R183,62/kg; 21,0 microns lost 0,4% to close at R179,65/kg; 21,5 microns tumbled by 1,9% to close at R177,25kg; 22 microns fell 4,1% to close at 172,73/kg and 22,5 microns declined by 0,1% to close at R175,01/kg.

The next sale is scheduled for 20 March 2020 where ±10 304 bales will be on sale.

\*The detailed Seasonal Receipts Declared Report can be viewed at [www.capewools.co.za](http://www.capewools.co.za)

### Analysis of Offerings by Broker This Week (Bales)

Broker	Merino Fleeces	Merino Bellies	Merino Lambs	Merino Backs	Merino Locks	* Other	Total	% Sold
BKB	3589	737	643	0	460	1387	6816	91.6%
CMW	1511	211	255	147	183	585	2892	84.5%
JLW	0	0	0	0	0	0	0	
MAS	0	0	0	0	0	0	0	
QWB	288	87	36	0	0	94	505	80.6%
VLW	0	0	0	0	0	0	0	
<b>Total</b>	<b>5388</b>	<b>1035</b>	<b>934</b>	<b>147</b>	<b>643</b>	<b>2066</b>	<b>10213</b>	<b>89.0%</b>

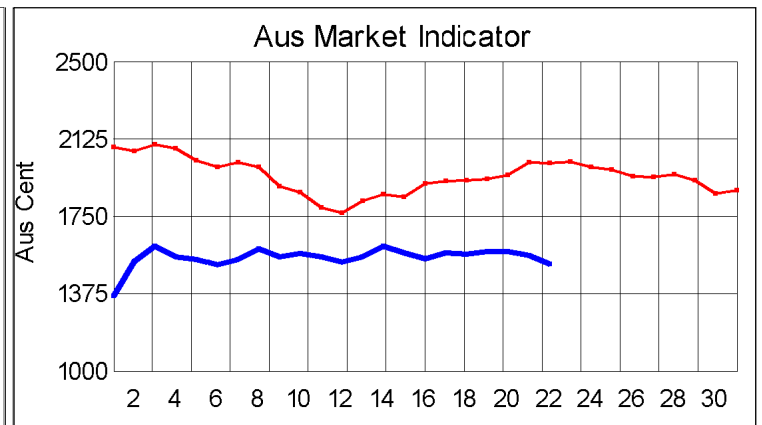
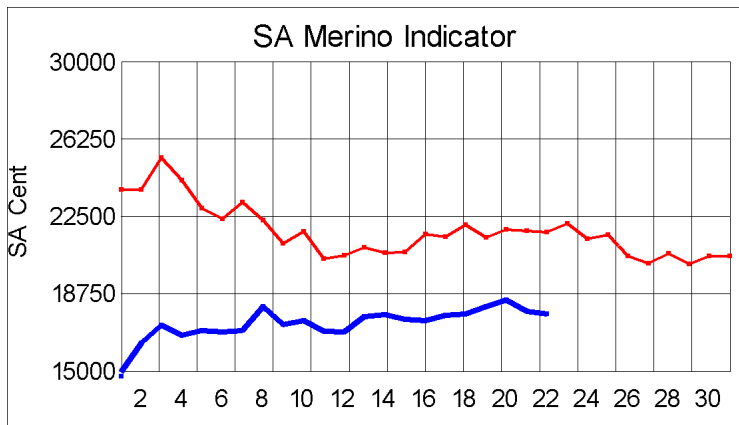


### \* Seasonal Receipts Declared

2019/20 Declared Receipts : 08 March 2020

39,613,509.9

Percentage Change (Year-on-Year) : 7.99



Current Season ■ Previous Season ■

**Average Fleece Wool Prices (c/kg. clean)**  
**Spinners and Good Topmaking Styles (AWEX Types MF4 and MF5)**

Micron	100+mm	90mm	80mm	70mm	60mm	50mm	40mm	30mm	20mm	10mm
18.0				19579	18455	18017	17054			
18.5			19317	18978	18281	16963	16573			
19.0			19213	18713	18413	16997	15717			
19.5			19473	18373	18063	16492	15335			
20.0		18592	18602	18509	17264	16765	15266			
20.5			18626	18246	17166	15838				
21.0			18532	18508			14350			
21.5			18668							
22.0										
22.5										
23.0										
23.5										
24.0										

\* Based on a minimum of 3 lots sold per category

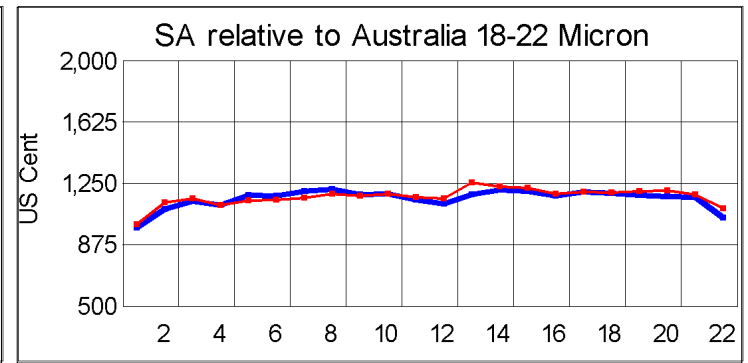
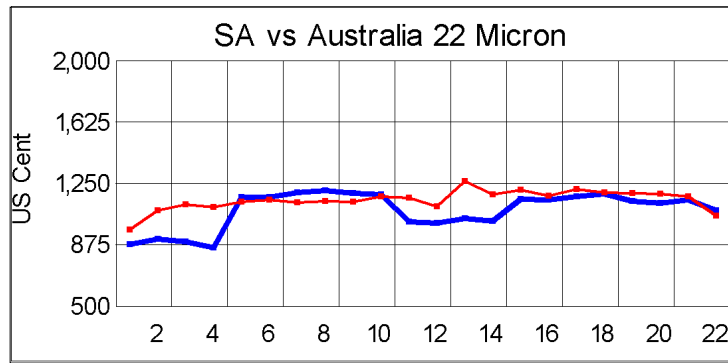
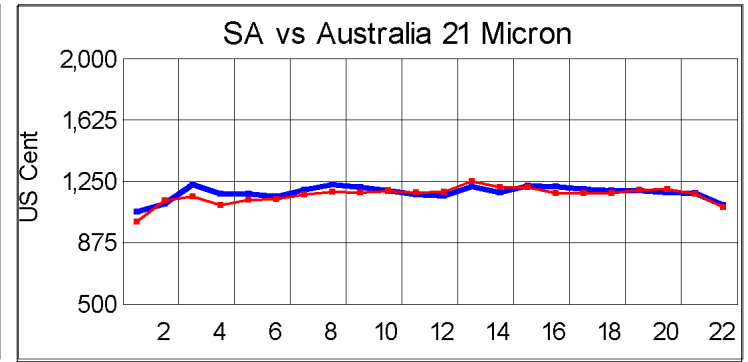
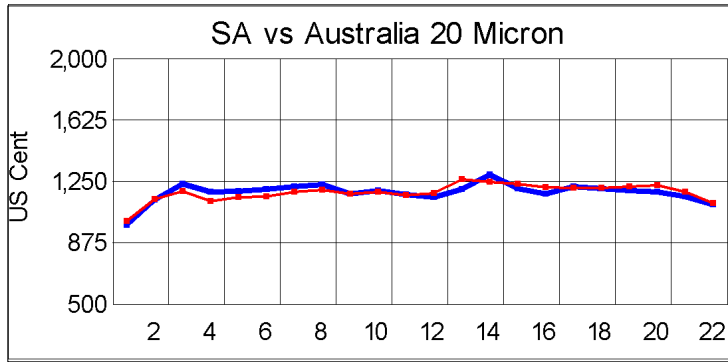
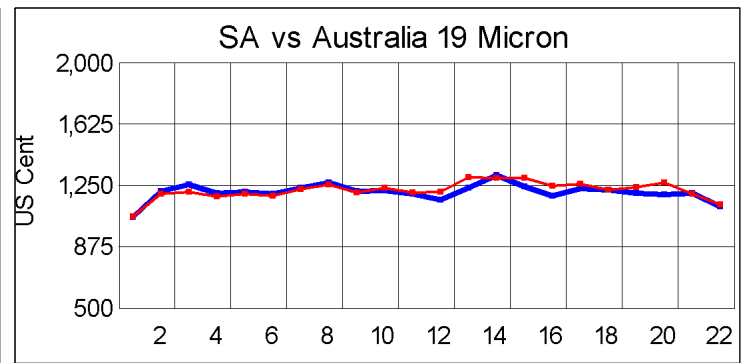
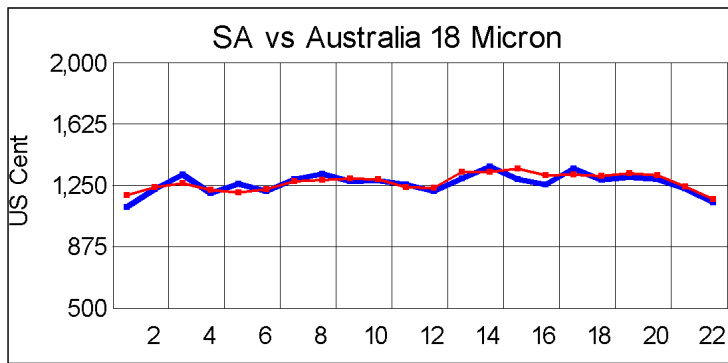
**Average Topmaking Styles (AWEX MF6)**

Micron	100+mm	90mm	80mm	70mm	60mm	50mm	40mm	30mm	20mm	10mm
18.0										
18.5										
19.0										
19.5			19081	17620						
20.0				17742	17323					
20.5			17603							
21.0										
21.5										
22.0										
22.5										
23.0										
23.5										
24.0										

\* Based on a minimum of 3 lots sold per category

**Other Selected Types/Qualities**

	Long			Medium		
	19μ	20μ	21μ	19μ	20μ	21μ
<b>Good Quality</b>						
Lambswool	18520	15758		16814		
Bellies	16982	16984		14717	15844	15281
Locks					12245	11685
<b>Average Quality</b>						
Lambswool	18263			15517		
Bellies	16348	14911	15020	14427	12830	14314
Locks				12043	10801	11126
<b>Inferior Quality</b>						
Fleecewool	13743	14637	13776	17268	13912	14296
Lambswool	13987	13918				
Bellies	14190	14485		14065	13979	13366
Locks				10723	8590	



— SA in USc  
— Aus in USc

— SA in USc  
— Aus in USc

SA Merino Indicator				Buyers			
Indicator Unit	Current Sale	Last Sale	Change	Company	Bales Purchased This Week	% of Purchases	Total Bales Purchased This Season
# SA c/kg	17789	17909	-0.7%				
Ave. to date (19/20)	17320	17298	0.1%				
Ave. to date (18/19)	22157						
US c/kg	1084	1167	-7.1%	Lempriere SA	3037	29.7%	41305
Euro c/kg	964	1046	-7.8%	Standard Wool SA	2226	21.8%	60521
AWEX EMI	1521	1562	-2.6%	G Modiano SA	1811	17.7%	64102
				Tianyu SA	1336	13.1%	22808
				Stucken & Co	356	3.5%	14015
				Segard Masurel SA	295	2.9%	8121
				New England Wool SA	33	0.3%	1557
Exchange Rates							
Currency Unit	This Week	Previous Week	% Change				
R/USD	16.4036	15.3462	-6.9%				
R/Euro	18.4519	17.1222	-7.8%				
R/AUD	10.5069	10.1636	-3.4%				
USD/AUD	0.6404	0.6622	3.3%				