

National Weekly Wool Market Report

Season: 2019/2020

Sale Date: 30 January 2020



CAPE WOOLS SA

Tel: 27-41-4844301
 Fax: 27-41-4846792
 E-mail: stats@capewools.co.za
 Website: www.capewools.co.za

SA Merino Indicator				Buyers			
Indicator Unit	Current Sale	Last Sale	Change	Company	Bales Purchased This Week	% of Purchases	Total Bales Purchased This Season
# SA c/kg	17463	17544	-0.5%				
Ave. to date (19/20)	17072	17046	0.2%				
Ave. to date (18/19)	22279						
US c/kg	1191	1224	-2.7%	Standard Wool SA	2621	36.0%	44928
Euro c/kg	1081	1104	-2.1%	Lempriere SA	1823	25.1%	30049
AWEX EMI	1548	1576	-1.8%	G Modiano SA	1812	24.9%	48933
				Stucken & Co	377	5.2%	11345
				Tianyu SA	286	3.9%	19242
				Segard Masurel SA	46	0.6%	6284
				New England Wool SA			1463

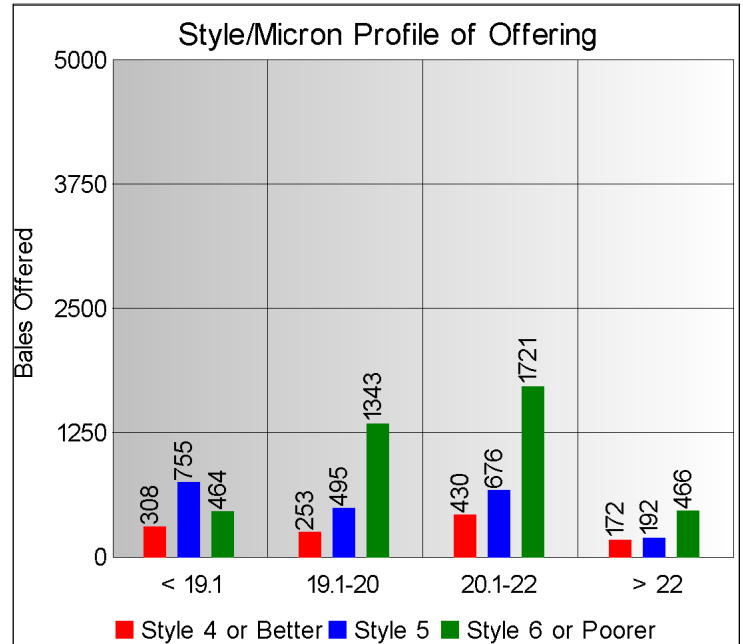
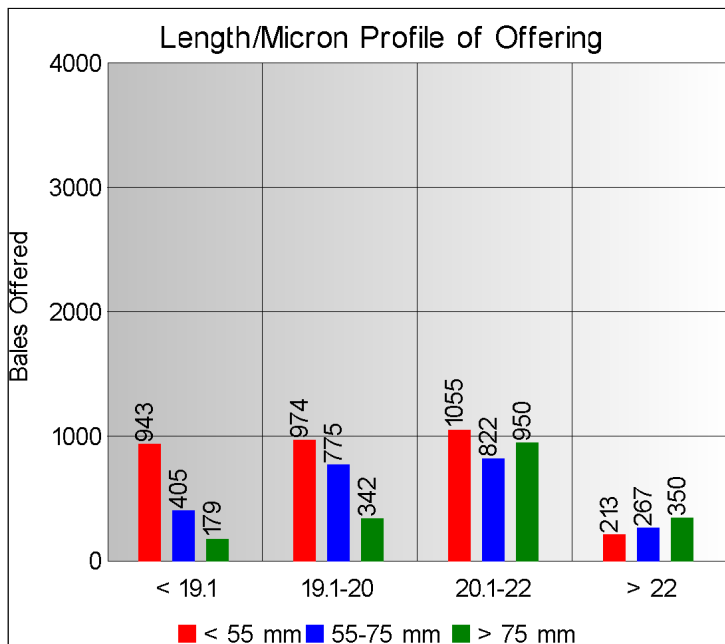
Exchange Rates			
Currency Unit	This Week	Previous Week	% Change
R/USD	14.6681	14.3317	-2.3%
R/Euro	16.1570	15.8951	-1.6%
R/AUD	9.8631	9.8398	-0.2%
USD/AUD	0.6724	0.6868	2.1%

Analysis of Offerings by Broker This Week (Bales)

Broker	Merino Fleeces	Merino Bellies	Merino Lambs	Merino Backs	Merino Locks	* Other	Total	% Sold
BKB	2143	606	330	0	435	1585	5099	98.2%
CMW	869	215	149	199	182	562	2176	90.1%
HOF	0	0	0	0	0	0	0	
JLW	0	0	0	0	0	0	0	
MAS	0	0	0	0	0	0	0	
QWB	0	0	0	0	0	0	0	
VLW	0	0	0	0	0	0	0	
Total	3012	821	479	199	617	2147	7275	95.7%

SA Merino Indicator includes Merino types comparable to international indicators.
 ## Cape Wools All Wool Indicator, includes all white wool sold at auction.

* crossbred, coarse and coloured, inferior

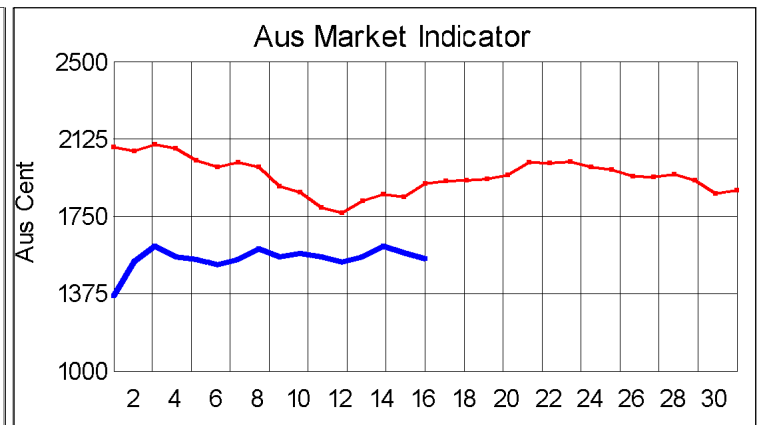
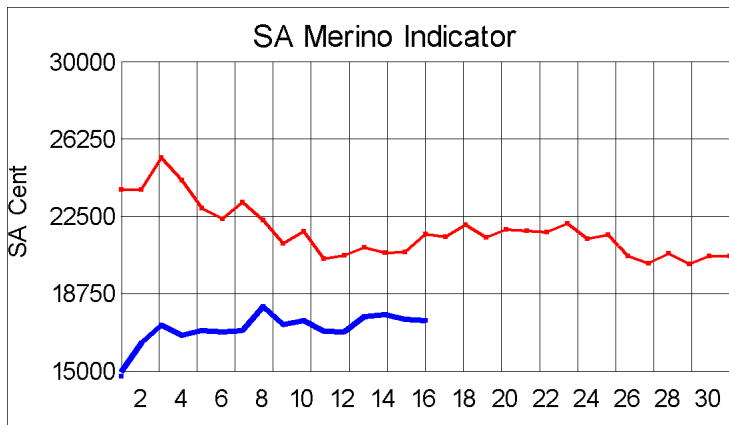


* Seasonal Receipts Declared

2019/20 Declared Receipts : 26 January 2020

31,515,448.2

Percentage Change (Year-on-Year) : -0.08



Current Season ■ Previous Season ■

Average Fleece Wool Prices (c/kg. clean)
Spinners and Good Topmaking Styles (AWEX Types MF4 and MF5)

Micron	100+mm	90mm	80mm	70mm	60mm	50mm	40mm	30mm	20mm	10mm
18.0			19251		18978	18018	16158			
18.5				18821	18332	17567	16868			
19.0			18614	18509	17742	17105	16654			
19.5			18305	17960	17754	16786				
20.0			18296	18170	17321	16192	14881			
20.5			18092	17765	16694					
21.0			17935	17782	17058	14977				
21.5		17389	17821	17423	15998					
22.0		17249	17652	17169	16750	15130				
22.5			17275							
23.0										
23.5										
24.0										

* Based on a minimum of 3 lots sold per category

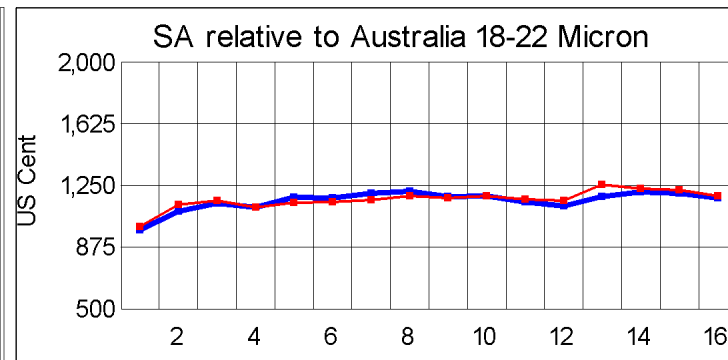
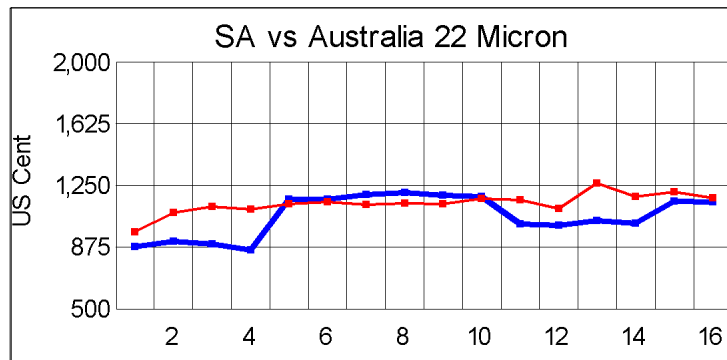
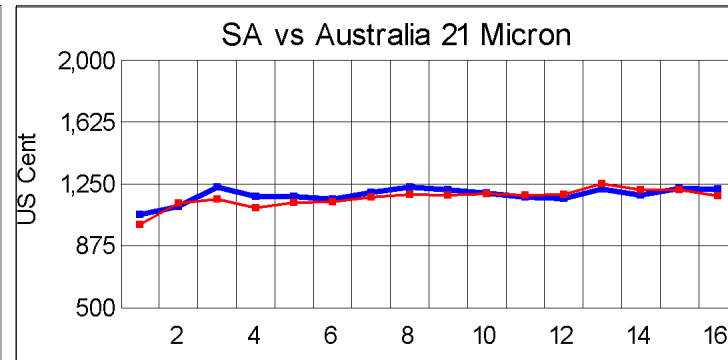
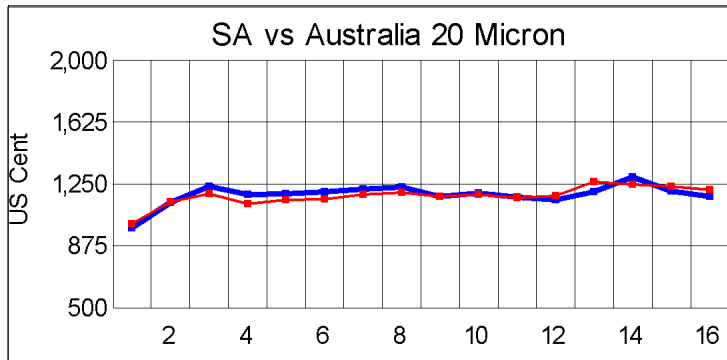
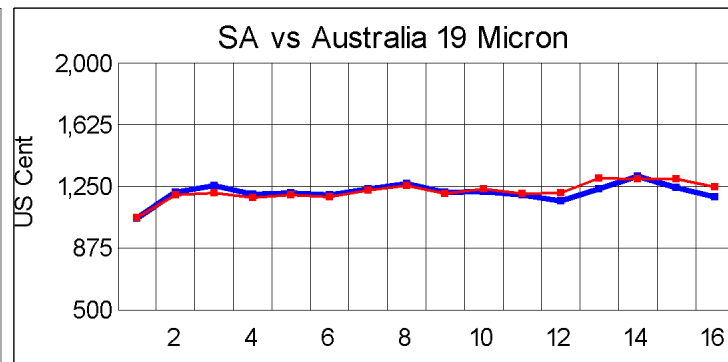
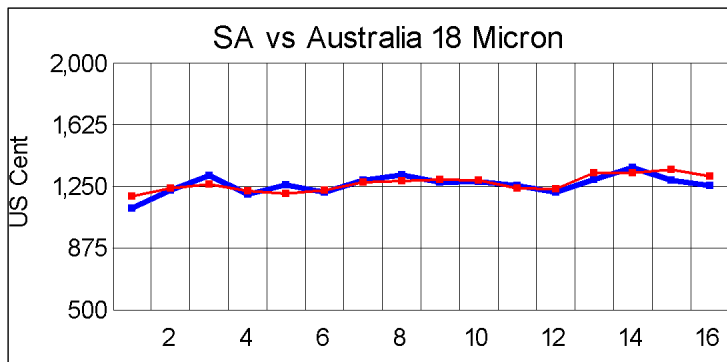
Average Topmaking Styles (AWEX MF6)

Micron	100+mm	90mm	80mm	70mm	60mm	50mm	40mm	30mm	20mm	10mm
18.0										
18.5										
19.0										
19.5										
20.0										
20.5				16750						
21.0										
21.5			17238							
22.0										
22.5										
23.0										
23.5										
24.0										

* Based on a minimum of 3 lots sold per category

Other Selected Types/Qualities

	Long			Medium		
	19μ	20μ	21μ	19μ	20μ	21μ
Good Quality						
Lambswool	18480			16049	15800	
Bellies	17458	16051		15928	15658	
Locks				13111	13222	
Average Quality						
Lambswool		17414		14366		
Bellies	17137	15148	9480	14656	14522	11449
Locks				12862	11175	5777
Inferior Quality						
Fleecewool	15989	14206	16239	15664	15621	
Lambswool						
Bellies	15999	13831	15183	14542	13828	
Locks				11451	10414	



— SA in USc
— Aus in USc

— SA in USc
— Aus in USc

Market Commentary

Cape Wools Weekly Market Report - 30 January 2020

Port Elizabeth - The 17th sale of the 2019/20 wool season took place today with 7 275 bales on offer of which 95,7% was sold. The wool market closed 0,5% (81 points) down at a value of R174,63 c/kg (Clean), with the Cape Wools All Wool Indicator closing 0,4% lower. The Australian EMI moved 1,8% down this week.

This week saw the Rand at 2,3% weaker against the US Dollar and 1,6% weaker against the Euro, compared with the average rate at the previous sale. The market weakened by 2,7% in US Dollar terms. The wool market performed well today, amidst the current situation in China and the extended Chinese New Year. The smaller offering of 7275 bales resulted in a one-day sale only, with the market indicator closing slightly down by 0.5%.

The Australian market started off negatively this week and recovered on the second day of the sale, to close the week 1.8% lower. Although there was cautious buying from some buyers, a very good overall sales clearance of 95.7% was achieved, with good competition for the longer Merino fleeces on offer and especially for certified sustainable lots.

The market was also supported by the weakening in the SA currency by 2.3% against the US. The major buyers on today's sale were: Standard Wool SA (2 621), Lempriere SA (1 823), Modiano SA (1 812) and Stucken & Co (377).

The average clean prices for the selection within the different micron categories for good top-making (MF5), long fleeces were as follows: 18,0 microns increased 0,9% to close at R192,90/kg; 18,5 microns moved 0,6% down to close at R183,71/kg; 19 microns lost 1,4% to close at R183,16/kg; 19,5 microns strengthened by 0,4% to close at R181,64/kg; 20 microns was 0,6% stronger to close at R178,41/kg; 20,5 microns lost 0,6% to close at R175,35/kg; 21,0 microns lost 0,7% to close at R173,38/kg; 21,5 microns tumbled by 1,3% to close at R170,57/kg; 22 microns fell 0,7% to close at 172,67/kg and 22,5 microns declined by 1,1% to close at R164,78/kg.

The next sale is scheduled for 06 February 2020 where approximately ±6 427 bales will be on sale.

*The detailed Seasonal Receivals Declared Report can be viewed at www.capewools.co.za